

Well Notifications/Heat Exchange Drillhole Construction

Online Sales Process

Follow the instructions to make a notification purchase online through the quick sales, or by logging into your individual customer account.

1. Start by going to the GoWild website: <https://gowild.wi.gov/>

The screenshot shows the GoWild website homepage. At the top left is the 'go WILD' logo. Below it, a 'Do you need to:' section lists: 'Buy a license or permit?', 'Take a safety ed class?', and 'Check preference points?'. A green 'GET STARTED >' button is below. A large banner on the right says 'It's Time! GET YOUR LICENSE TO EXCITEMENT!' with a background image of a person in a forest. Below the banner is a 'WELCOME TO GO WILD!' section with a photo of people and text: 'Looking for outdoor adventure? The Wisconsin Department of Natural Resources is making it easier than ever to get out and Go Wild by offering key licenses and registrations all in one place. The new Go Wild system puts a license to excitement right at your fingertips, 24 hours a day.' Below this are three columns: 'SAFETY EDUCATION' (Be safe. Take a class. Get certified. Browse education courses), 'FISHING LICENSES' (Give yourself the license to relax. Purchase your 2016 license today), and 'HARVEST REPORTING' (It's quick, it's easy and it's the law! Report your harvest now). At the bottom are 'INAUGURAL CONSERVATION CARD' (Grab a collectible Wisconsin Conservation Card! A great alternative to carrying paper licenses. Learn about forms of proof) and 'QUICK CATALOG' (Purchase trail passes, magazines or make a quick donation -- without logging in. Browse the quick sale catalog). A footer contains icons for Explore Outdoors, Hunt, Camp, Fish, and Mobile Apps.

Quick Sales Catalog Sales: The quick sales catalog will allow you to complete your notification purchase without having to log into an individual customer account. You will simply select the notification products, enter the required information, make your payment and print the notification receipt at the end.

2. Click on the ***"Browse the quick sale catalog"*** link on the bottom right of the webpage

This is a close-up of the 'QUICK CATALOG' section from the screenshot above. It features a background image of a lake. The text reads: 'Purchase trail passes, magazines or make a quick donation -- without logging in.' Below this is the link 'Browse the quick sale catalog', which is highlighted with a red arrow pointing to it.

3. Select the Notification type you would like to obtain

Products		
Product Name	Description	Price
Collector Waterfowl Stamp	Can be purchased at any DNR Service Center, online...	\$7.00
Collector Pheasant Stamp	Can be purchased at any DNR Service Center, online...	\$10.00
Collector Turkey Stamp	Can be purchased at any DNR Service Center, online...	\$5.25
Wisconsin Snowmobile Trail Pass	Allows the snowmobile to be operated in or on any ...	\$30.00
Nonresident Snowmobile Trail Pass	Allows the snowmobile to be operated in or on any ...	\$50.00
NR ATV/UTV Trail	Allows the ATV/UTV to be operated on designated AT...	\$35.00
5-Day ATV Trail	Allows the ATV/UTV to be operated on designated AT...	\$20.00
Well Construction Notification		\$50.50
Heat Exchange Drillhole Construction		\$0.00

4. Click "Add to Cart" to add the selected product to your shopping cart

Well Construction Notification

Price: \$50.50

OR

Heat Exchange Drillhole Construction

Price: \$0.00

5. Fill in the required information and click "Save"

Well Construction Notification

Property Owner Name *Required*

Street Name and Address *Required*

City, Village or Township *Required*

County *Required*

Nearest Intersecting Road or Highway *Required*

Well Type *Required*

Well Driller Name

Pump Installer Name

OR

Heat Exchange Drillhole Construction

Property Owner Name *Required*

Street Name and Address *Required*

City, Village or Township *Required*

County *Required*

Nearest Intersecting Road or Highway *Required*

Installer

- If you want to obtain more than one notification, click **“Keep Shopping”** and add the next notification product to your shopping cart
- When you are finished shopping, click **“Checkout”**

Shopping Cart

Well Construction Notification \$50.50
Valid From 4/12/2016 - 3/31/2017
Remove

Subtotal: \$50.50
Payment Type: Credit Card
Convenience Fee: \$0.88
Grand Total: \$51.38

Keep Shopping Checkout

- Enter your shipping address info (well construction only), then click **“Next”**

Shipping Address

First Name Required: John
Middle Name:
Last Name Required: Example
Suffix:
Phone Number: (608) 555-5555
Email Address: john.example@nomail.com
Address Required: 123 Main Street
Address 2:
City Required: Madison
State / Province Required: Wisconsin
Postal Code Required: 53707
Country Required: UNITED STATES

Cancel Next

- This screen summarizes your purchase. Click **“Make payment”** to complete your transaction

Make Payment

Your journey is almost complete! You will now be leaving the Go Wild system to finalize your payment. Don't worry...after payment you'll be brought right back by clicking the "Continue" button on the State of Wisconsin e-Payment Services page. Remember to **print your license** at the end of your transaction. You get everything you need right now and there's nothing to wait for in the mail.

Heat Exchange Construction Notification	1	\$0.00
Well Construction Notification	1	\$50.50
Subtotal		\$50.50
Convenience Fee		\$0.88
Total		\$51.38

Cancel Make Payment

- Fill in the required information to make an electronic payment, then click **“Continue”**

WDNR Go Wild

Amount Due: \$50.50
Transaction ID: 63641136

Payment Information

Frequency: One Time
Payment Amount: \$50.50
Payment Date: Pay now

Contact Information

First Name: John
Last Name: Example
Company: (Optional)
Address 1: 123 Main Street
Address 2: (Optional)
City/Town: Madison
State/Province/Region: WI
Zip/Postal Code: 53707
Country: US
Phone Number: 6085555555
Email Address: john.example@nomail.com

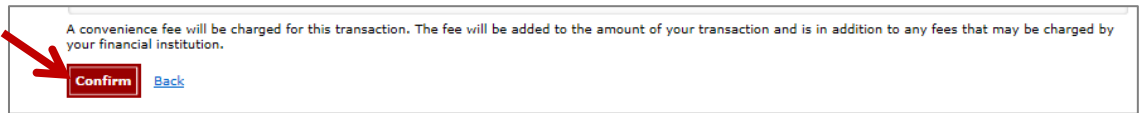
Payment Method

Card Number: 4111111111111111
Expiration Date: 04/2021
Card Security Code: 123
Card Billing Address: Use my contact information address
 Use a different address

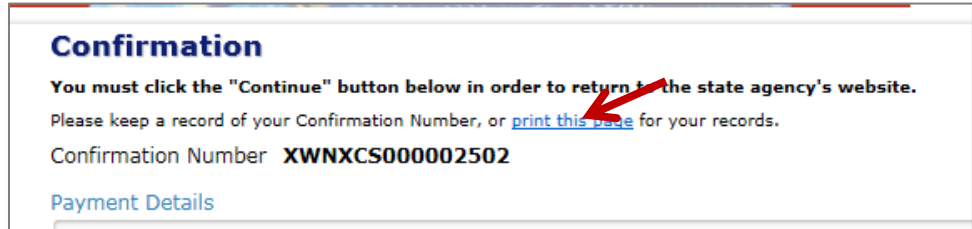
A convenience fee will be charged for this transaction. This fee amount will display on the next page where you will be able to cancel or confirm your payment.

Continue Cancel

11. Click **“Confirm”** to verify your payment information

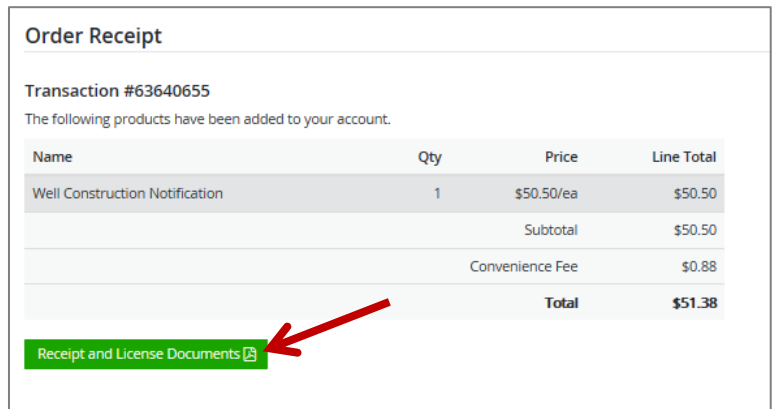


12. To print your payment receipt, click **“print this page”**, then click the **“Continue”** to proceed

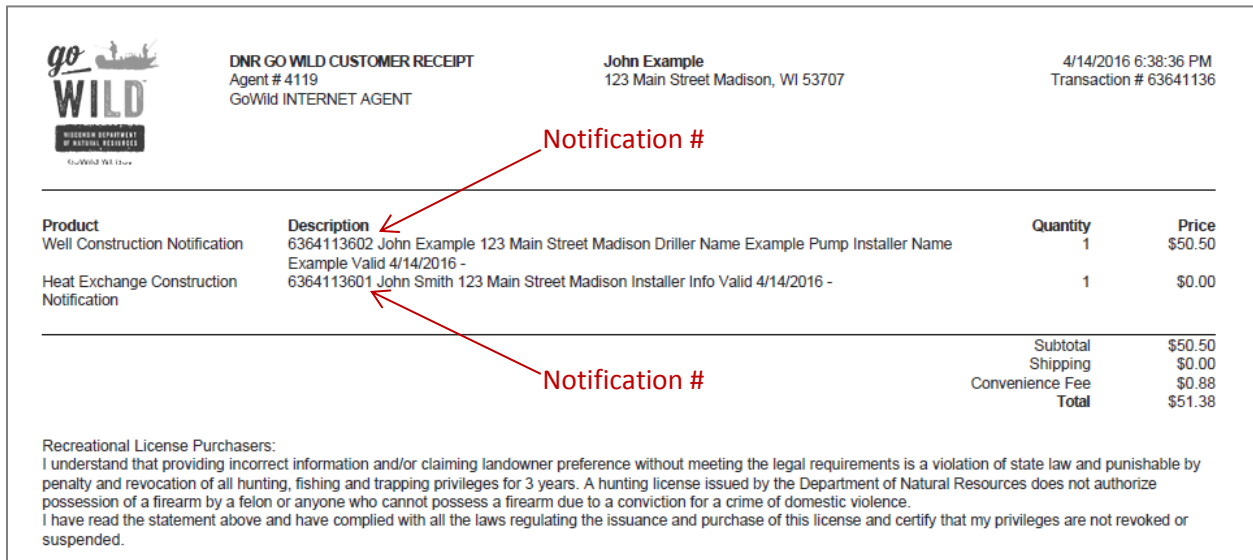


13. Click the **“green button”** to print your final receipt and notifications


- a. It is **important** to print this receipt as you will not be able to reprint after you exit the page
- b. You may also save the PDF to your computer to print at a later time




14. Example Receipt:



a. Well Construction Notification Example

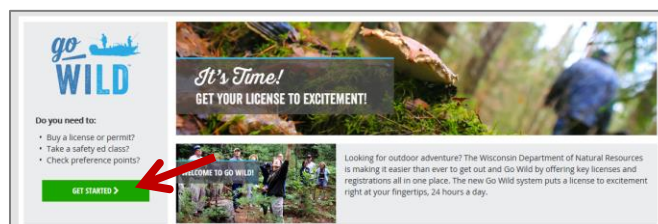
 DNR GO WILD WELL CONSTRUCTION NOTIFICATION NOTIFICATION #6364113602	
Property Owner Name:	John Example
Street Name and Address:	123 Main Street
City, Village or Township:	Madison
County:	DANE
Nearest Intersecting Road or Highway:	Hwy 12
Well Type:	New
Well Driller Name:	Driller Name Example
Pump Installer Name:	Pump Installer Name Example

b. Heat Exchange Drillhole Construction Notification Example

 DNR GO WILD HEAT EXCHANGE CONSTRUCTION NOTIFICATION NOTIFICATION #6364113601	
Property Owner Name:	John Smith
Street Name and Address:	123 Main Street
City, Village or Township:	Madison
County:	DANE
Nearest Intersecting Road or Highway:	12
Installer:	Installer Info

Sale by logging into your Customer Record: If you have one, you may also process sales by logging into your individual (non-business) WI DNR account. This is the same account you would use to purchase hunting and fishing licenses.

- Logging into your DNR account, will allow you to log back in and reprint documents if needed.
1. Start at the GoWild website: <https://gowild.wi.gov/>
 2. To Log into your customer account, click **“Get Started”**



3. Answer the required question and fill in the login credentials

DNR Account Lookup

Go Wild offers you the opportunity to create an easy to remember username and password which you can manage yourself. No longer will you have to look for your documents to find numbers to access your account. Let's begin by finding your account, then you'll have the opportunity to create your personalized account access when you reach your personal Homepage.

Are you a United States citizen?

Yes No

1 Citizenship 2 Search for Account

Enter Your Personal Information

Please enter ONE SET of identifying information.

Search by Customer Number

Customer Number Required Date of Birth Required

Last 4 of Social Security Number Required

Cancel Submit

Search by Social Security Number

Search by Driver's License Number

4. Verify your driver's license (if applicable), and click **"Next"**

1 Citizenship 2 Search for Account 3 Primary Information

Welcome Back, ADRIENNE!

Social Security Number

DL Issuing State Wisconsin DL / State ID A1234567891234

Cancel Next

5. Answer the preference and residency questions), and click **"Next"**

1 Citizenship 2 Search for Account 3 Primary Information

Preferences and Residency

When DNR receives a request from a third party for a list of customers or businesses: *Required*

Include my name/business Don't include my name/business

Residency Required

Are you a Resident of the State of Wisconsin?

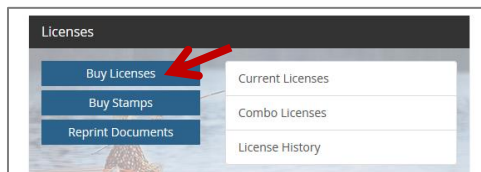
RESIDENT NON-RESIDENT

To qualify for a WI Resident pricing online, you must provide a valid WI driver's license or state ID. If you do not have a valid WI driver's license or state ID, you may continue as a non-Resident or you can visit an agent location to provide proof of residency.

Cancel Next

6. Verify your address information and continue to the homepage

7. From the homepage, you will look for the **"Licenses"** section, and click on **"Buy a License"**



8. Go to the **"MISC/Other Tab"** and the notification product you wish to acquire

Product Catalog

Featured Hunt/Trap Fish Applications Trails & Parks **Misc/Other**

Filter By: Featured Products

Category	Product Name	Description	Price
General	Spring Turkey Leftover Permit (Resident)	Allows the harvest of an additional turkey in a sp...	\$10.00
Featured Product	Go Wild Conservation Card	Want to go paperless? Get your inaugural Card now...	\$3.50
Species	Turkey		
Product Type	Products		
Basic	Product Name	Description	Price
License	Heat Exchange Drillhole Construction		\$0.00
Tag	Well Construction Notification		\$50.50
Remove Filters	Wild Rice Harvester (Resident)	Allow harvesting of wild rice during the open seas...	\$8.25
Register a Vehicle	Wild Rice Id (Resident)	Allows harvesting of wild rice during the open sea...	\$0.00
	Ginseng Harvester License (Resident)	Allows harvesting of wild ginseng during the open ...	\$15.75

9. Continue with the steps (4-13) from the Quick Sales instructions to complete the transaction

10. To reprint non-quick sales notifications, you may log into your record and click on **"reprint documents"**, under the **"Licenses section."**