

# Recycling in Wisconsin 2023 Data Breakdown

Council on Recycling

Dec 3, 2024

## Recyclable Materials Collected by Wisconsin Responsible Units (in tons)

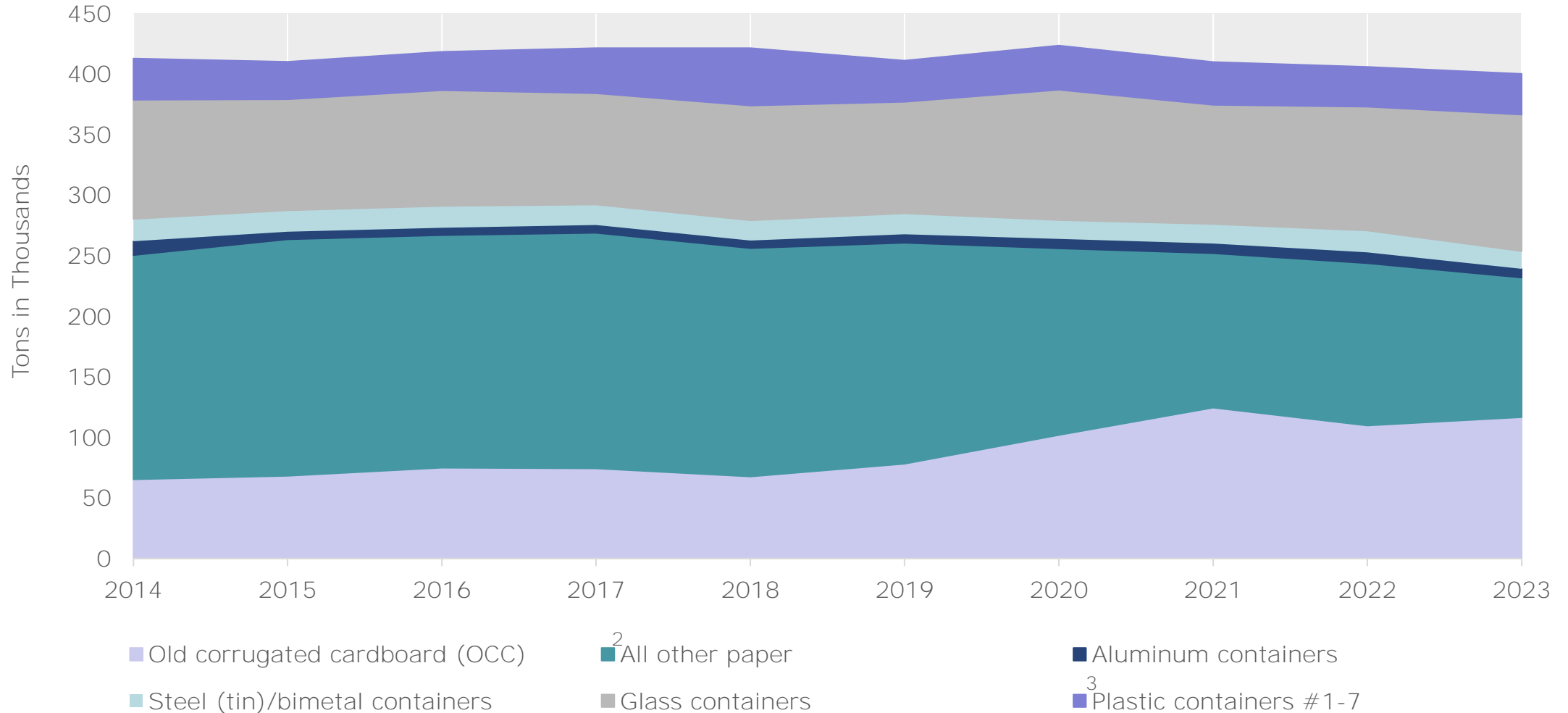
<sup>1</sup> Mandatory Reporting - Banned	2023	% Change from 2022	
Old corrugated cardboard (OCC)	116,490	↑	6.2%
<sup>2</sup> All other paper	115,268	↓	-14.0%
Aluminum containers	7,271	↓	-19.1%
Steel (tin)/bimetal containers	14,543	↓	-19.1%
Glass containers	112,783	↑	10.3%
<sup>3</sup> Plastic containers #1-7	33,760	↑	2.3%
<b>Total Mandatory Reporting</b>	<b>400,114</b>	↓	<b>-1.4%</b>
WI Population	5,992,122	↑	<0.1%
<b>Per capita mandatory reporting (lbs)</b>	<b>134</b>	↓	<b>-1.5%</b>

<sup>1</sup> Wisconsin Recycling Law bans these materials from landfills

<sup>2</sup> Includes some non-banned paper, primarily residential mixed paper

<sup>3</sup> Variance - plastic #3 - #7 released from bans

# Trends In Recycling: All <sup>1</sup>Banned Materials Collected by WI Responsible Units

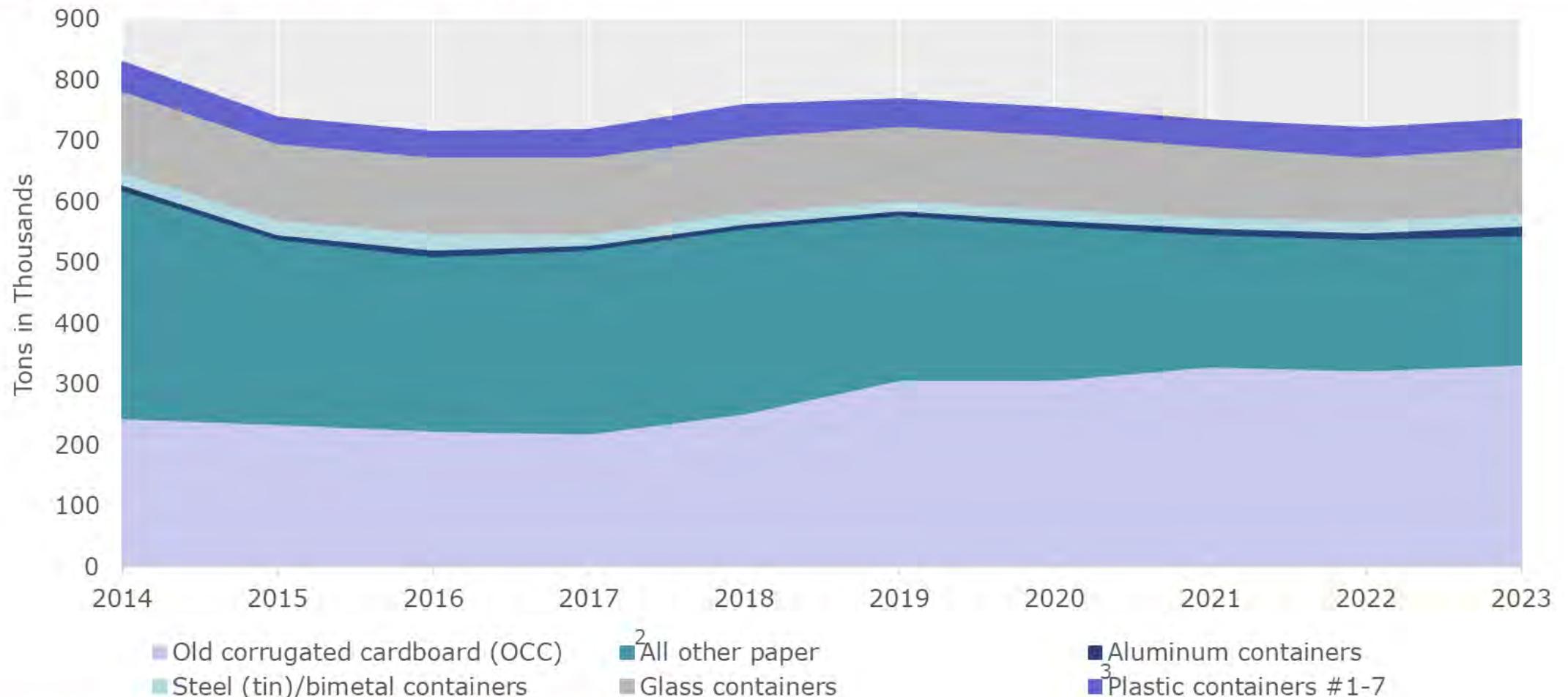


<sup>1</sup> Wisconsin Recycling Law bans these materials from landfills  
<sup>2</sup> Includes some non-banned paper, primarily residential mixed paper  
<sup>3</sup> Variance - plastic #3 - #7 released from bans

## Recyclable Materials Sent to End Markets from Self-Certified MRFs (in tons)

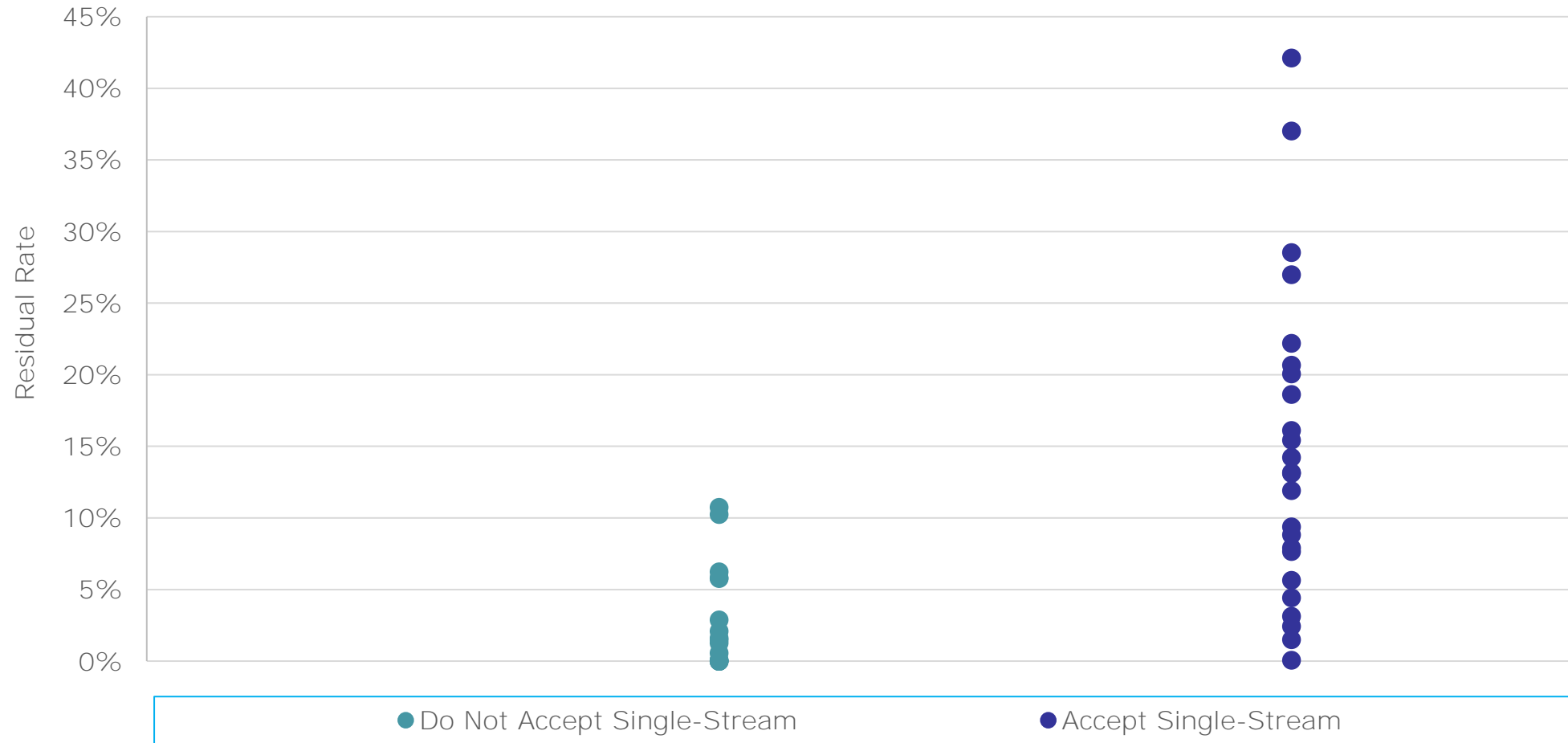
<sup>1</sup> Mandatory Reporting - Banned	2023	% Change from 2022	
Old corrugated cardboard (OCC)	332,528		3.1%
<sup>2</sup> All other paper	212,693		-1.4%
Aluminum containers	15,855		28.4%
Steel (tin)/bimetal containers	20,402		13.8%
Glass containers	108,856		3.4%
<sup>3</sup> Plastic containers #1-7	45,835		-3.8%
<b>Total Mandatory Reporting</b>	<b>736,170</b>		<b>2.0%</b>
<sup>1</sup> Wisconsin Recycling Law bans these materials from landfills <sup>2</sup> Includes some non-banned paper, primarily residential mixed paper <sup>3</sup> Variance - plastic #3 - #7 released from bans			

# Trends In Recycling: All <sup>1</sup>Banned Materials Sent to End Markets from Self-Certified MRFs

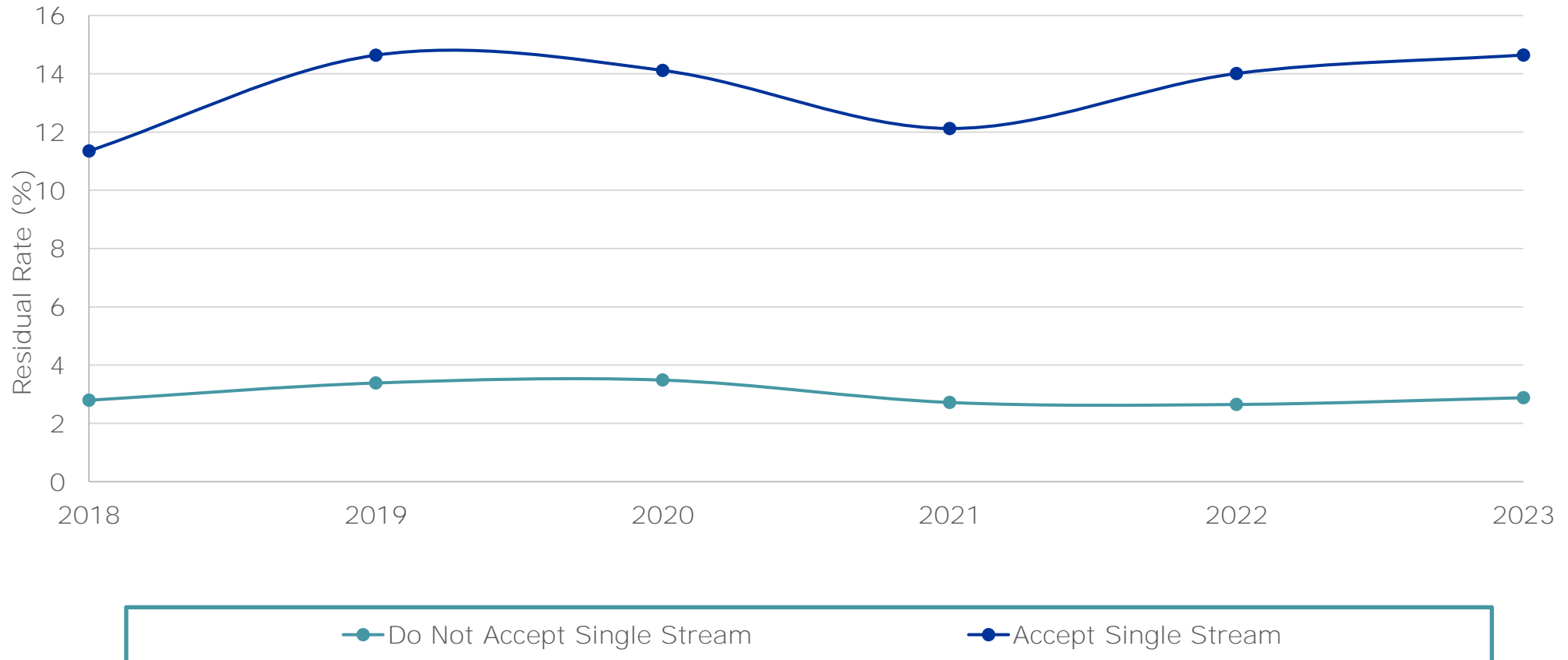


<sup>1</sup> Wisconsin Recycling Law bans these materials from landfills  
<sup>2</sup> Includes some non-banned paper, primarily residential mixed paper  
<sup>3</sup> Variance - plastic #3 - #7 released from bans

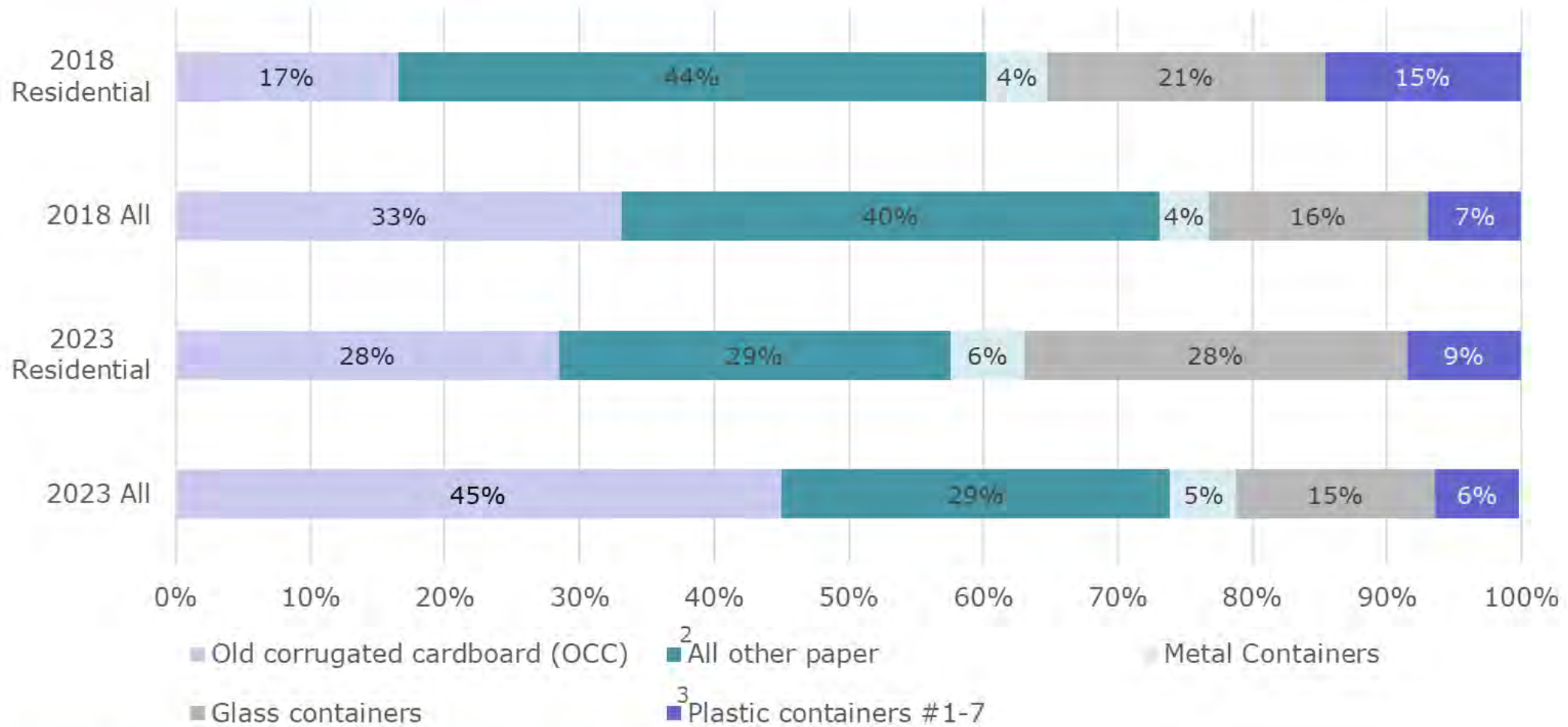
# Residual Rates Based on % Received for All Self-Certified MRFs Located in WI in 2023



# Residual Rate Trends Based on % Received for All Self-Certified MRFs Located in WI 2018 - 2023



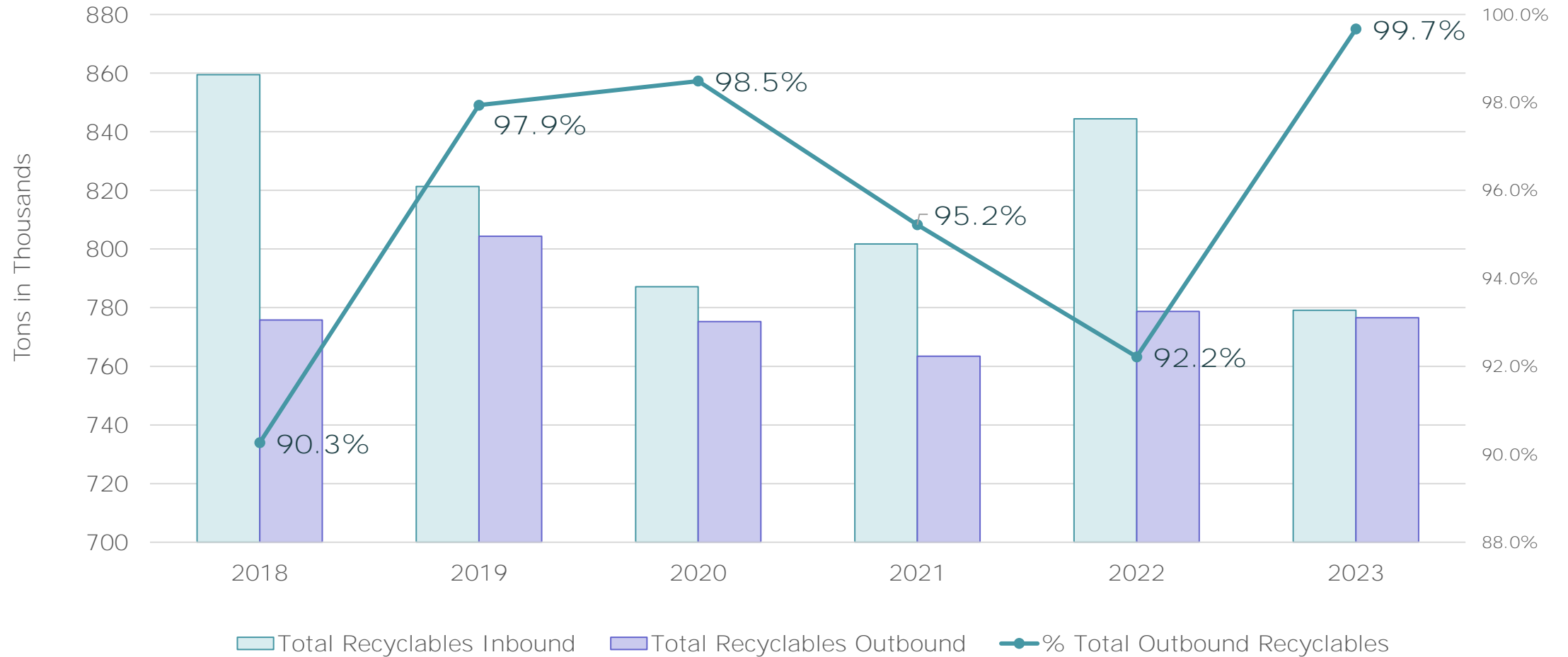
# Breakdown of <sup>1</sup>Banned Materials Sent to End Markets by WI Self-Certified MRFs 2018 vs 2023



<sup>1</sup> Wisconsin Recycling Law bans these materials from landfills  
<sup>2</sup> Includes some non-banned paper, primarily residential mixed paper  
<sup>3</sup> Variance - plastic #3 - #7 released from bans



# % Total Recyclables Sent Out from All WI Self-Certified MRFs 2018 - 2023



Note: As described in s. NR 544.16(1)(b), Wis. Adm. Code

# CONNECT WITH US

---

**Peter Waples**

(608) 228-2348

[peter.waples@wisconsin.gov](mailto:peter.waples@wisconsin.gov)

General Recycling Inbox:

[DNRRecycling@wisconsin.gov](mailto:DNRRecycling@wisconsin.gov)



@WIDNR



@WI\_DNR



/WIDNRTV



"WILD WISCONSIN:  
OFF THE RECORD"