

The background of the slide is a light gray gradient with several realistic water droplets of various sizes scattered across it. The droplets have highlights and shadows, giving them a three-dimensional appearance.

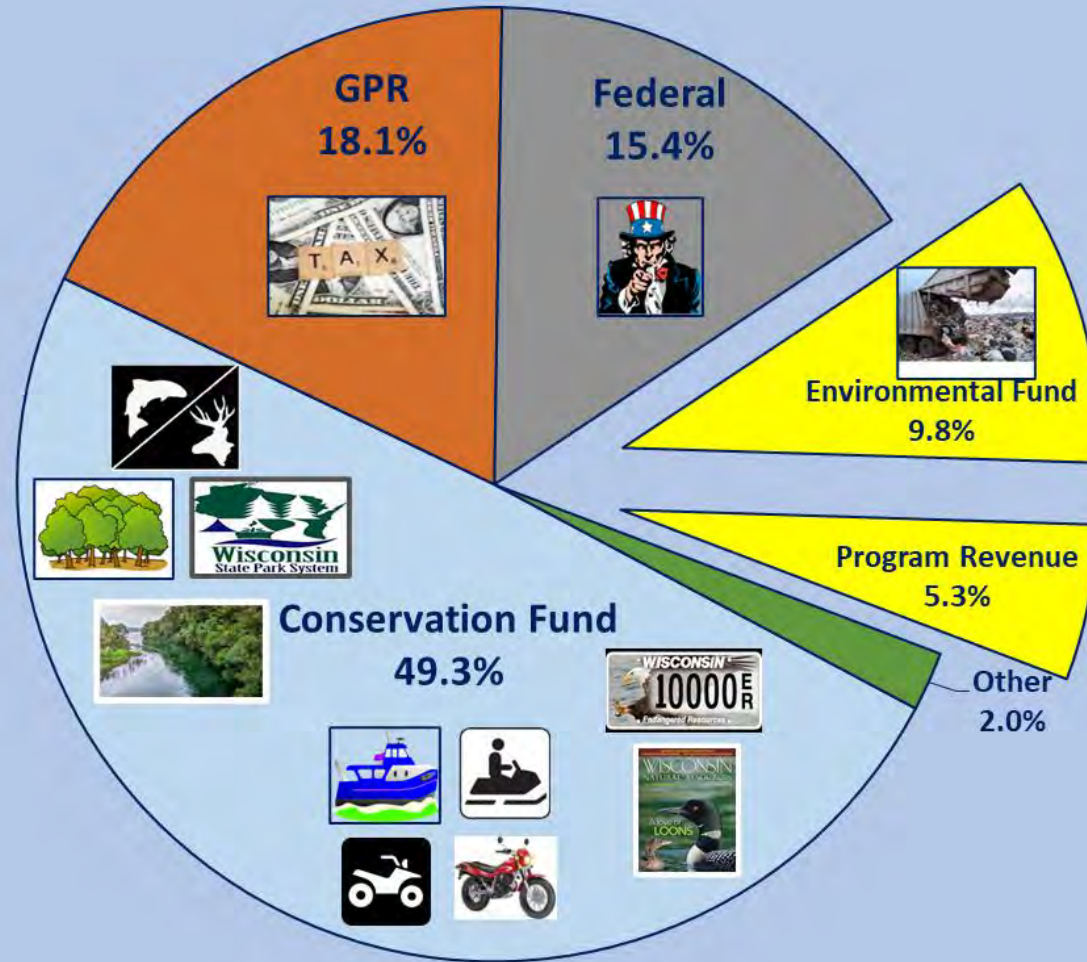
# WISCONSIN COUNCIL ON RECYCLING

ENVIRONMENTAL FUND AND RECYCLING FUNDING PRESENTATION  
MICHAEL SCHMIT, SUPERVISOR, BUSINESS SUPPORT AND IT SECTION

# DEPARTMENT OF NATURAL RESOURCES

2023-25 Biennial Budget, By Funding Source

(Total: \$1.22 billion)



# ENVIRONMENTAL FUND

## ENVIRONMENTAL MANAGEMENT (EM) ACCOUNT

## Nonpoint (NP) Account

**Focus:** recycling & solid waste mgmt., groundwater mgmt., air mgmt., brownfields and sediment cleanup, etc.

**Focus:** Nonpoint Source Pollution Abatement (from ag and urban sources)

### Agencies Funded



### Agencies Funded



# TIPPING FEES: WHERE DO THEY GO?

(MAXIMUM FEE/TON: \$12.997)

## ENVIRONMENTAL REPAIR

FEE:

\$5.70

[s. 289.67 (1)(CP)]

## Well Compensation

Fee:

\$0.04

[s. 289.63 (3)(b)]

## Recycling Fee:

\$7.00

[s. 289.645 (3)]

## Industrial Waste Fee:

\$0.20

[s. 289.67 (1)(cm)]

## Groundwater Fee:

\$0.10

[s. 289.63 (3)(a)]

## Solid Waste Facility

### Siting Board Fee:

\$0.007

[s. 289.64 (3)]

## Landfill License

### Surcharge:

\$0.15

[NR 520.04 (1)(d)3]

Environmental  
Fund

[s. 25.46]

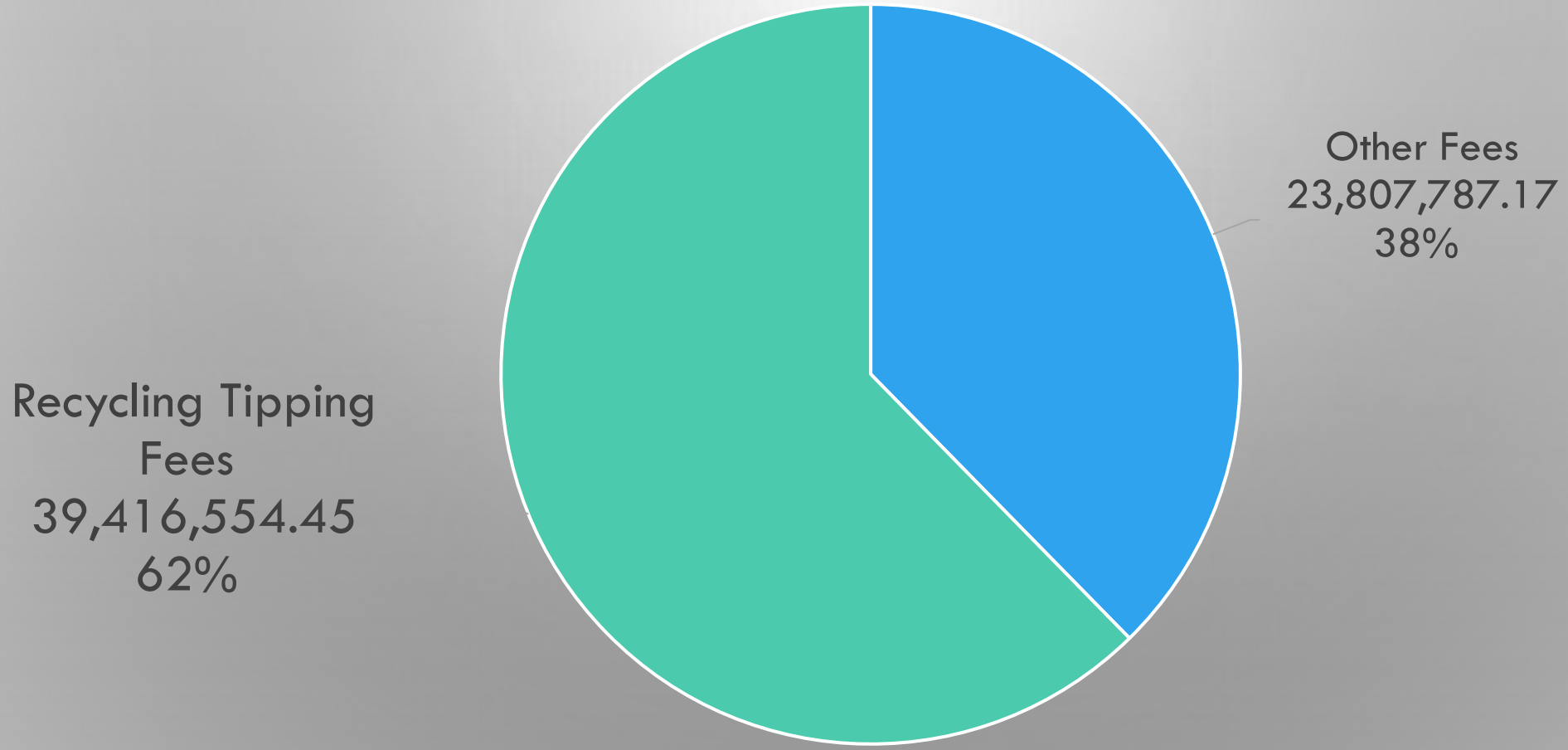
Wis. Dept.  
of Administration  
Siting Board  
Appropriation

[s. 20.505 (4)(k)]

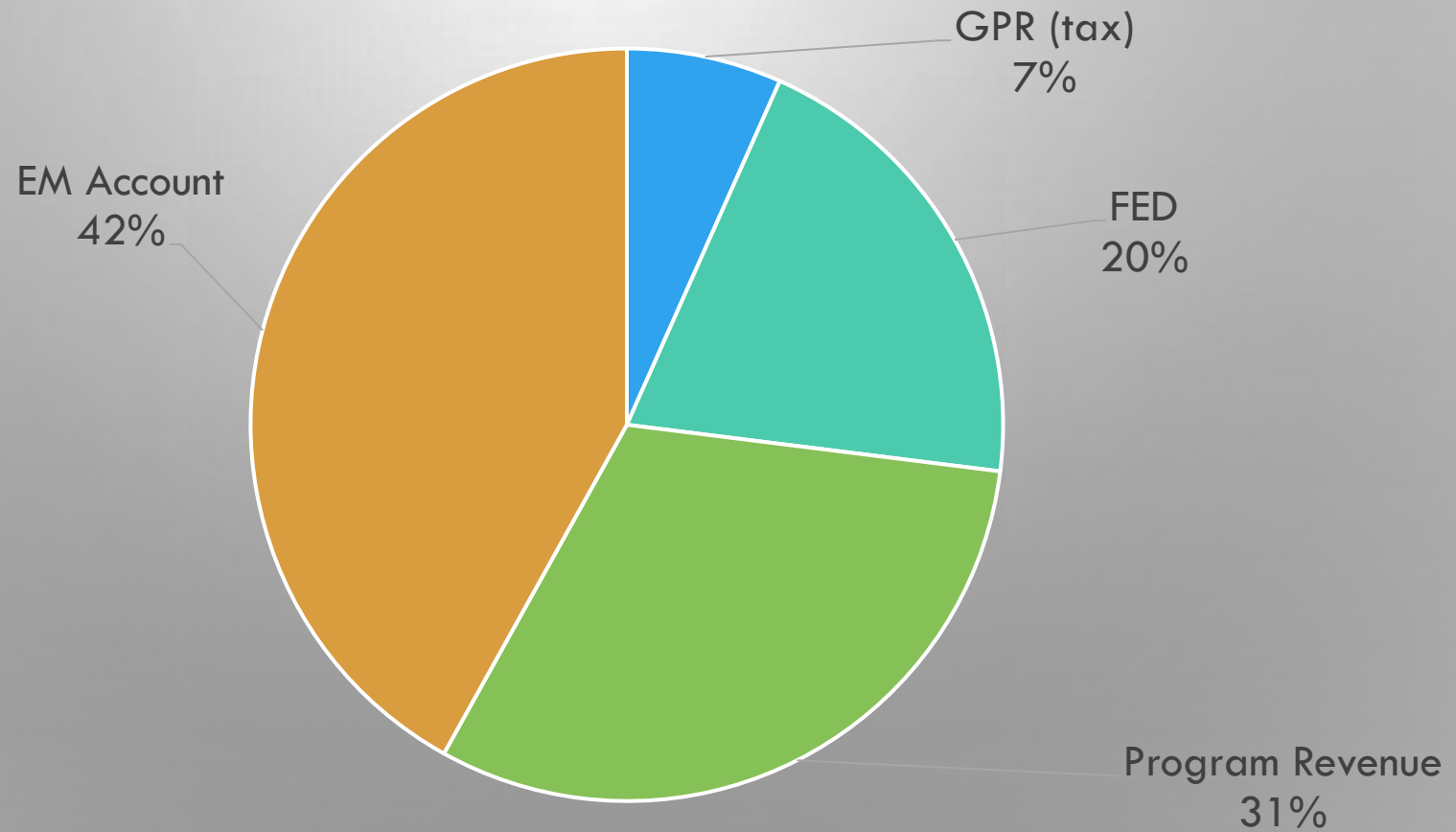
DNR Solid & Haz  
Waste Fee  
Appropriation

[s. 20.370 (4)(dg)]

# SFY24 EM Account Revenue




# WA PROGRAM ALLOTMENTS




■ GPR (tax) ■ FED ■ Program Revenue ■ EM Account

# SPENDING AUTHORITY

Recycling Appropriation - From the environmental fund, the amounts in the schedule for the administration of subch. II of ch. 287, other than ss. 287.21 and 287.23.

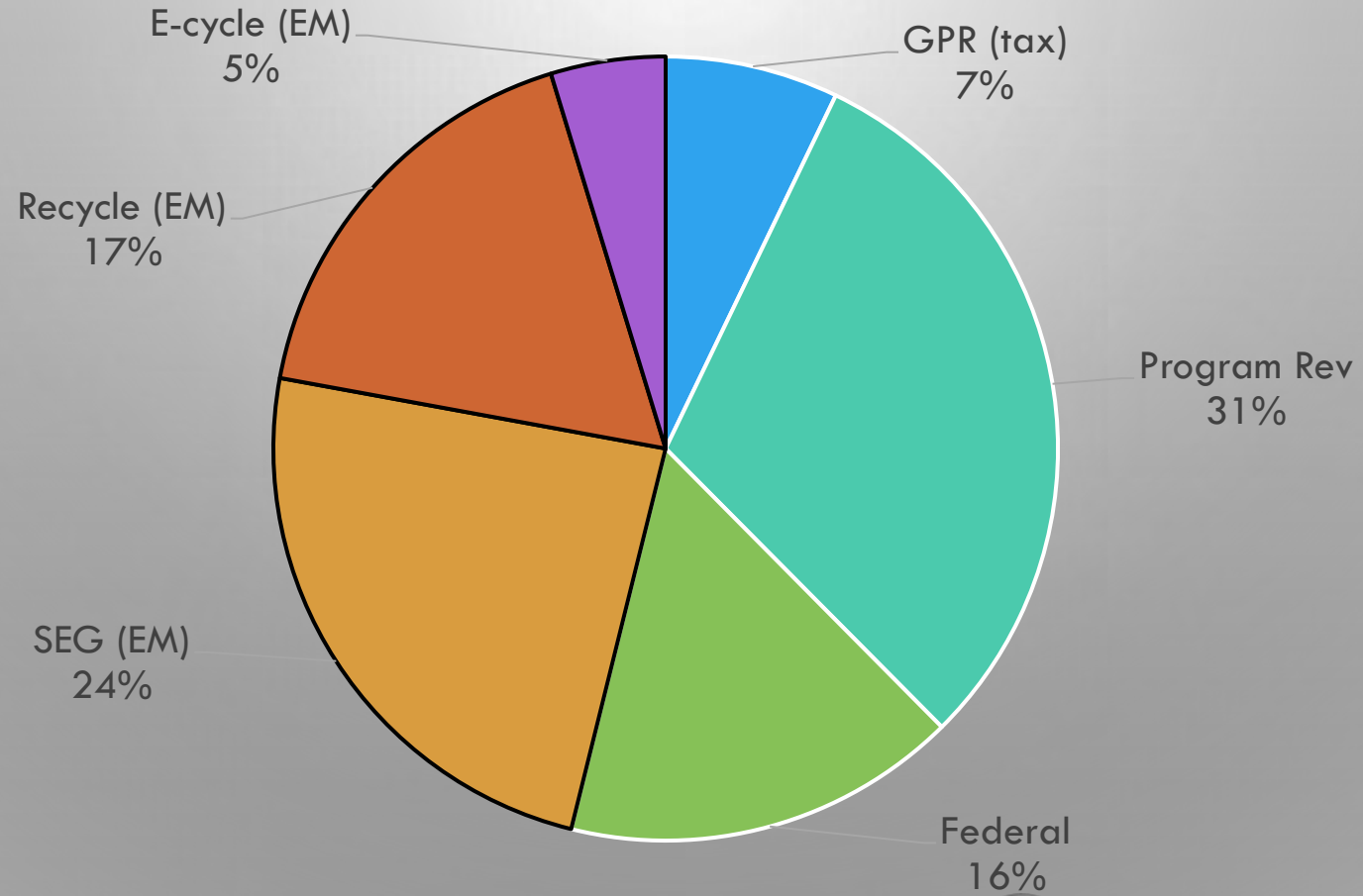


E-cycling Appropriation - From the environmental fund, all moneys received under s. 287.17 (4) and (10) (j) for administration of the electronic waste recycling program under s. 287.17.



SEG - From the environmental fund, the amounts in the schedule for administration of environmental activities under chs. 160, 281, 283, 285, and 289 to 299.

# WA PROGRAM EXPENDITURES





# THE RECYCLING TEAM

## STAFF WORKING DIRECTLY W/RU

- RECYCLING COORDINATOR (FTE) - WA
- GRANT MANAGER (FTE) – CFA
- GRANT MANAGER (LTE) – CFA/WA
- REVIEW SPECIALIST (LTE) – WA
- LICENSING, REPORTING, COMPLIANCE (PARTIAL FTE)

## WASTE DIVERSION STAFF

- NON-LANDFILL COORDINATOR (FTE)
- VARIOUS FIELD STAFF (FTE)
- IT DEVELOPER (PARTIAL FTE)

Other Recycling Staff  
Green and Healthy Schools Coordinator (LTE)

# KEY TAKEAWAYS

- **DNR'S OVERALL FUNDING STRUCTURE IS COMPLICATED**
- **WASTE & MATERIALS MANAGEMENT PROGRAM RELIES HEAVILY ON TIPPING FEE REVENUE**
- **SEVEN DIFFERENT TIPPING FEES:**
  - **6 ESTABLISHED IN STATUTE**
  - **1 ESTABLISHED IN ADMINISTRATIVE RULE**
  - **ALL 7 COMBINE TO TOTAL NEARLY \$13/TON**
- **NOT ALL TIPPING FEE REVENUES ARE DEPOSITED IN THE SAME PLACE**
- **TIPPING FEES ARE COMMINGLED WITH OTHER SOURCES OF REVENUE**
- **DNR'S USE OF TIPPING FEES, AND OTHER REVENUES, IS CONTROLLED VIA SPENDING AUTHORITY LEVELS AND AUTHORIZED POSITION COUNTS**

# GRANTS AVAILABLE TO RESPONSIBLE UNITS (RU)



Annually \$20,000,000 is allocated to be used for grants to RUS



\$19,000,000 is allocated for Municipal and County Grant Programs



\$1,000,000 is allocated for Recycling Consolidated Grants



Responsible units with DNR-approved effective recycling programs are eligible for grants under the municipal and county recycling grant program.

# THE BASIC GRANT

- \$19M IS AVAILABLE
- CALCULATIONS ARE BASED ON 1999 POPULATION, INPUTS AND DISTRIBUTION OF THE GRANT
- FOR EXAMPLE, IF A RESPONSIBLE UNIT RECEIVED 1% OF THE TOTAL GRANT FUNDS IN 1999, THE RESPONSIBLE UNIT RECEIVED 1% OF THE TOTAL GRANT FUNDS IN 2024.
- LATE APPLICATIONS RECEIVE A REDUCED GRANT:
  - (A) 95% OF THE AWARDED AMOUNT IF SUBMITTED BETWEEN OCTOBER 2 AND OCTOBER 10;
  - (B) 90% IF SUBMITTED BETWEEN OCTOBER 11 AND OCTOBER 20;
  - (C) 75% IF SUBMITTED BETWEEN OCTOBER 21 AND OCTOBER 30; AND
  - (D) NO GRANT IF SUBMITTED AFTER OCTOBER 30.

<u>Calendar Year</u>	<u>Number of Grantees (1)</u>	<u>Net Eligible Recycling Costs (2)</u>	<u>Actual Award Amount</u>	<u>Per Capita Award Amount</u>
2016 Basic	1,024	\$116,466,000	\$18,000,000	\$3.31
Consolidation	193	NA	1,000,000	0.26
Total		116,466,000	19,000,000	3.50
2017 Basic	1,029	119,329,600	18,999,500	3.29
Consolidation	197	NA	1,000,000	0.26
Total		119,329,600	19,999,500	3.47
2018 Basic	1,035	121,955,100	19,000,000	3.31
Consolidation	197	NA	1,000,000	0.26
Total		121,955,100	20,000,000	3.48
2019 Basic	1,035	131,928,100	19,000,000	3.29
Consolidation	198	NA	1,000,000	0.25
Total		131,928,100	20,000,000	3.46
2020 Basic	1,038	137,932,900	19,000,000	3.26
Consolidation	206	NA	1,000,000	0.25
Total		137,932,900	20,000,000	3.43
2021 Basic	1,049	130,260,600	19,000,000	3.25
Consolidation	202	NA	1,000,000	0.26
Total		130,260,600	20,000,000	3.42
2022 Basic	1,048	144,206,759	19,000,000	3.18
Consolidation	200	NA	1,000,000	0.25
Total		144,206,759	20,000,000	3.39
2023 Basic (Awarded)	1,050	142,282,000	19,000,000	3.22
Consolidation	211	NA	1,000,000	0.25
Total		142,282,000	20,000,000	3.36
2024 Basic (Awarded)	1,044	153,081,900	19,000,000	3.20
Consolidation	213	NA	1,000,000	0.25
Total		153,081,900	20,000,000	3.36

# BASIC GRANT CONTINUED

- 1,044 RUS RECEIVED GRANTS IN 2024
- 2025 GRANT DISTRIBUTIONS WILL GO OUT LATER THIS SPRING (\$20M)

# BASIC GRANT BY RU TYPE

**Table 3: 2024 Municipal and County Recycling Grants to Responsible Units (RUs) by Governmental Unit Type**

Type	Number of RUs	Population	Net Eligible Recycling Costs	Combined Basic Plus Consolidation Grant Award	Average Per Capita Grant Award	Average Award as a % of Net Eligible Recycling Costs
Town	603	881,937	\$22,410,067	\$2,120,327	\$2.40	9.5%
Village	257	850,947	26,801,710	2,396,176	2.82	8.9
City	131	2,701,087	70,464,553	9,700,845	3.59	13.8
County	33	1,433,564	31,262,897	5,510,147	3.84	17.6
Tribe	10	40,720	1,334,800	165,042	4.05	12.4
Other	10	36,202	634,458	107,461	2.97	16.9
<b>Grand Total</b>	<b>1,044</b>	<b>5,944,457</b>	<b>\$152,908,484</b>	<b>\$19,999,997</b>	<b>\$3.36</b>	<b>13.1%</b>

# CONSOLIDATED GRANT

- DNR IS REQUIRED TO DISTRIBUTE THE FUNDS ON A PER CAPITA BASIS TO AN RU THAT:
  - IS A COUNTY.
  - IS A FEDERALLY RECOGNIZED INDIAN TRIBE OR BAND
  - HAS A POPULATION OF 25,000 OR MORE AND CONSISTS OF ONE OR MORE MUNICIPALITIES.
  - IS IN A COOPERATIVE AGREEMENT

# CONSOLIDATED GRANT CONTINUED

**Table 6: Recycling Consolidation Grants, 2023-24**

Eligibility Category	Number of RUs	Population	Award Amount
County	33	1,433,564	\$315,505
Tribal Government	10	40,720	26,438
Population > 25,000	45	3,285,856	327,739
Cooperative Agreement	149	1,103,010	599,308
Total*	213	4,072,336	\$1,000,000
Per Capita grant = \$0.246			



# QUESTIONS?

MICHAEL SCHMIT, BSIT SECTION MANAGER

608.235.3890

[MICHAEL.SCHMIT@WISCONSIN.GOV](mailto:MICHAEL.SCHMIT@WISCONSIN.GOV)