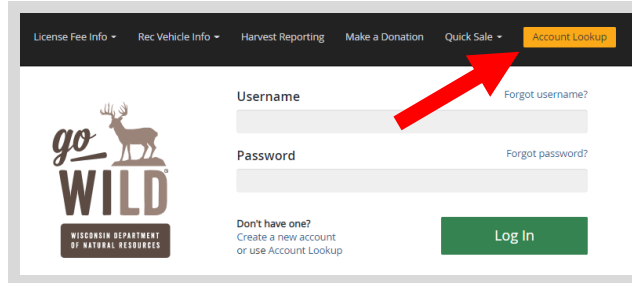


HOW TO: Purchase your awarded Spring Turkey Tag

STEP 1: Log into your Go Wild account

- **Visit the website gowild.wi.gov.** If you have already set up a username/password for your account, you may log in directly using that. If you have not yet created a username/password, use the "Account Lookup" option to search for your account or create a new account if necessary.



License Fee Info - Rec Vehicle Info - Harvest Reporting - Make a Donation - Quick Sale - **Account Lookup**

go WILD
WISCONSIN DEPARTMENT OF NATURAL RESOURCES

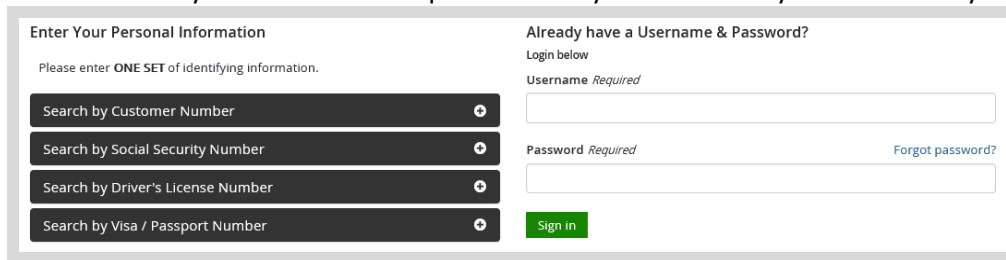
Username Forgot username?

Password Forgot password?

Don't have one?
Create a new account or use Account Lookup

Log In

- **Access your Account** - Search for your existing customer record using one of the four personal information options on the left. Or enter your username and password for your account if you have already created one.



Enter Your Personal Information

Please enter ONE SET of identifying information.

- Search by Customer Number
- Search by Social Security Number
- Search by Driver's License Number
- Search by Visa / Passport Number

Already have a Username & Password?

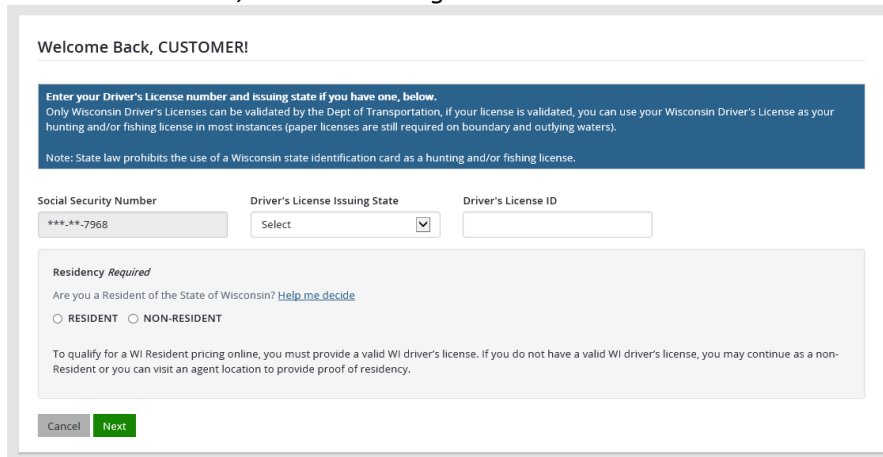
Login below

Username *Required*

Password *Required* [Forgot password?](#)

Sign in

- **Welcome Back!** Enter your driver license information (optional). If you do not wish to enter your driver license, leave both the DL state and DL number blank. Next indicate your state residency (Wisconsin resident or nonresident). If you are unsure of your state residency, select the [Help me decide](#) link. *Note: To change your residency from nonresident to resident, all customers age 18 and over must include a WI driver license number.*



Welcome Back, CUSTOMER!

Enter your Driver's License number and issuing state if you have one, below.
Only Wisconsin Driver's Licenses can be validated by the Dept of Transportation, if your license is validated, you can use your Wisconsin Driver's License as your hunting and/or fishing license in most instances (paper licenses are still required on boundary and outlying waters).

Note: State law prohibits the use of a Wisconsin state identification card as a hunting and/or fishing license.

Social Security Number: ***-**-7968

Driver's License Issuing State: Select

Driver's License ID:

Residency Required

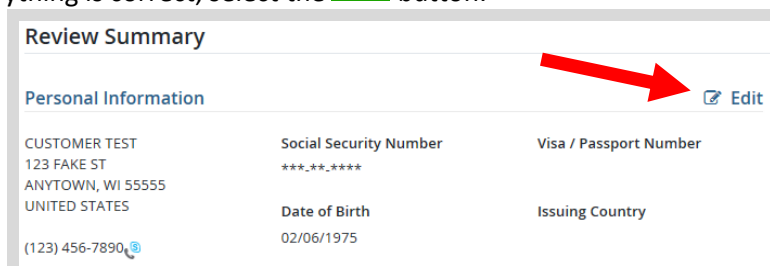
Are you a Resident of the State of Wisconsin? [Help me decide](#)

RESIDENT NON-RESIDENT

To qualify for a WI Resident pricing online, you must provide a valid WI driver's license. If you do not have a valid WI driver's license, you may continue as a non-Resident or you can visit an agent location to provide proof of residency.

Next

- **Review Summary.** Check your personal information for accuracy. If changes need to be made, select the [Edit](#) icon. If everything is correct, select the **Yes** button.



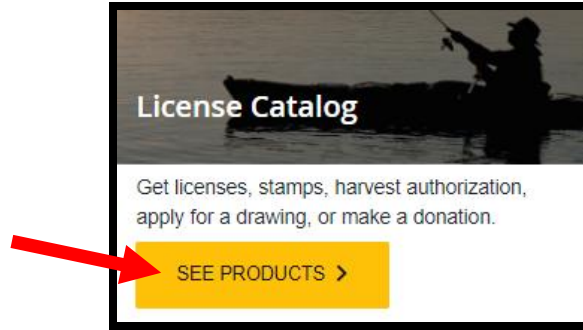
Review Summary

Personal Information [Edit](#)

CUSTOMER TEST 123 FAKE ST ANYTOWN, WI 55555 UNITED STATES (123) 456-7890	Social Security Number ***-**-**** Date of Birth 02/06/1975	Visa / Passport Number Issuing Country
--	--	---

STEP 2: Select your license/application product

- **Customer Homepage.** Locate the License Catalog section and select the **SEE PRODUCTS** button



- **Product Catalog.** Select the Hunt/Trap tab at the top, and then select the appropriate Awarded Spring Turkey Harvest Authorization from the Product List.

Hunt/Trap	Fish	Applications	Trails & Parks	Misc/Other	Renew Vehicle
Products					
Product Name			Description		
Awarded Spring Turkey Harvest Authorization			Claim your harvest authorization and make...		

- **Awarded Spring Turkey Harvest Authorization.** The Awarded Turkey Harvest Authorization will be automatically selected for you under “Select a Tag”. If you have not yet purchased your turkey license, the system will require you to choose a Turkey license product under the Required section. The selected license will also include the required turkey stamp if not yet purchased. Select the appropriate license and Add to Cart.


Awarded Spring Turkey Harvest Authorization

Claim your harvest authorization and make your license selection.

Price:

[Please refer to this map for zone choices](#)

Select a Tag

Awarded Spring Turkey Harvest Authorization 

Management Zone/Unit: **Zone 2**
Time Period: **D**

Required

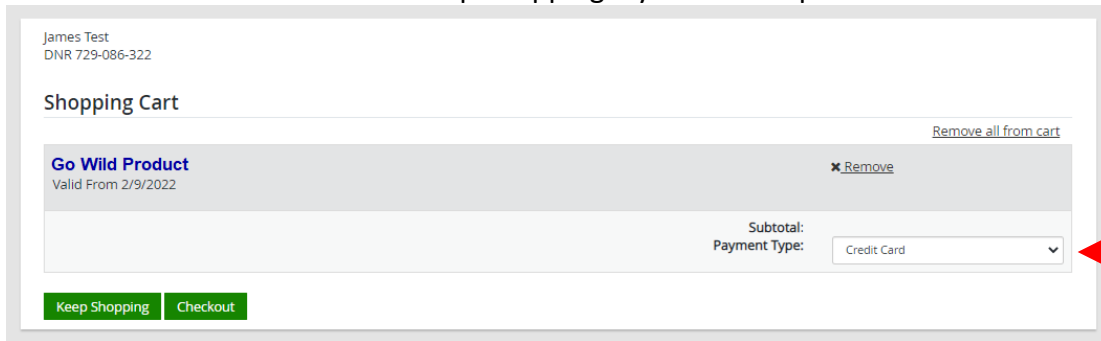
Just a minute! You will need to make an additional purchase with this product. Please select one item from below.

Spring Turkey License
Allows hunting of wild turkey during the Spring season. Customers must also possess a current year Spring turkey permit. The turkey stamp privilege issued with your Spring Turkey License is also valid for the Fall turkey season. The Turkey stamp will be added to your shopping cart.

Conservation Patron
Fishing, Small Game, Gun Deer, Bow (vertical and cross), Spring and Fall Turkey, Goose, and Trapping are all included along with special permit applications for otter, fisher, spring/fall turkey and state waterfowl, turkey, pheasant, trout and salmon stamps.

STEP 3: Make payment and print your receipt

- **Shopping Cart.** Confirm your purchase is correct. Select your **Payment Type** (Credit Card or Checking Account) and select **Checkout**. Or select Keep Shopping if you need to purchase more.



James Test
DNR 729-086-322

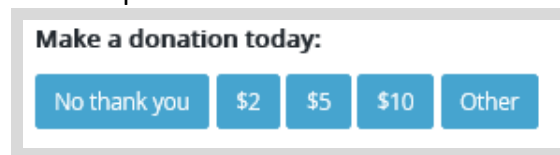
Shopping Cart [Remove all from cart](#)

Go Wild Product [✕ Remove](#)
Valid From 2/9/2022

Subtotal:
Payment Type: Credit Card

[Keep Shopping](#) [Checkout](#)

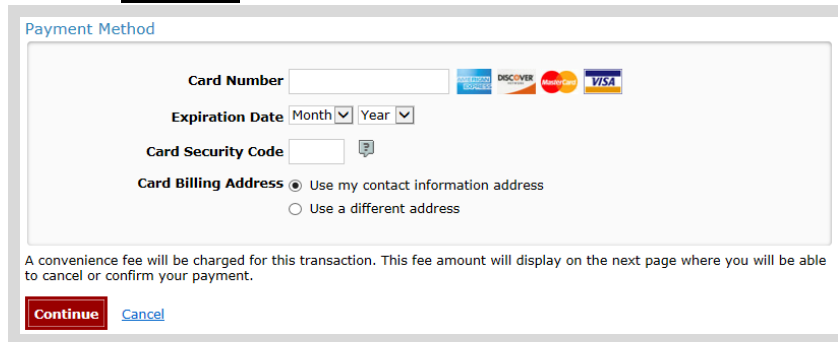
- **Donations:** Make a donation to the Cherish Wisconsin Fund. You may select one of the predetermined amounts or select Other to enter in a specific amount.




Make a donation today:

[No thank you](#) [\\$2](#) [\\$5](#) [\\$10](#) [Other](#)


- **Make Payment.** Check the screen for reminders and confirm the total. A convenience fee of 2% will be added to your total when a credit card is used. Select **Make Payment** when ready.
- **Payment Processing.** Scroll to the bottom and enter your credit card (or checking account) information. Select the red **Continue** button when finished.



Payment Method

Card Number 

Expiration Date Month Year

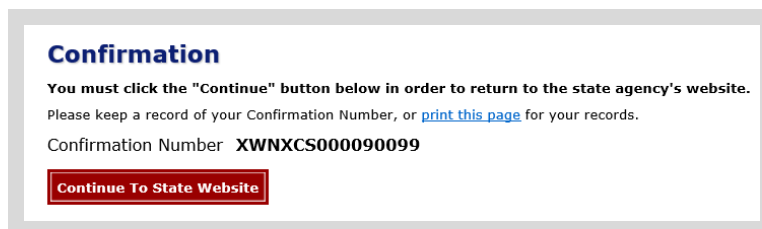
Card Security Code 

Card Billing Address Use my contact information address
 Use a different address

A convenience fee will be charged for this transaction. This fee amount will display on the next page where you will be able to cancel or confirm your payment.

[Continue](#) [Cancel](#)

- **Review Payment.** The last step before the license purchase is final. Confirm your payment details, payment method, Billing address, and contact info on the screen. Select **Confirm** when finished.
- **Confirmation.** Your purchase is final, but you are not done yet! Copy down the confirmation number or print the screen. Then select the red **Continue To State Website** button to return and print your license documents.



Confirmation

You must click the "Continue" button below in order to return to the state agency's website.
Please keep a record of your Confirmation Number, or [print this page](#) for your records.

Confirmation Number **XWNXCS000090099**

[Continue To State Website](#)

- **Printing your license.** Now back in the Go Wild site, scroll down and select the **Receipt and License Documents** button to open your receipt documents for printing.