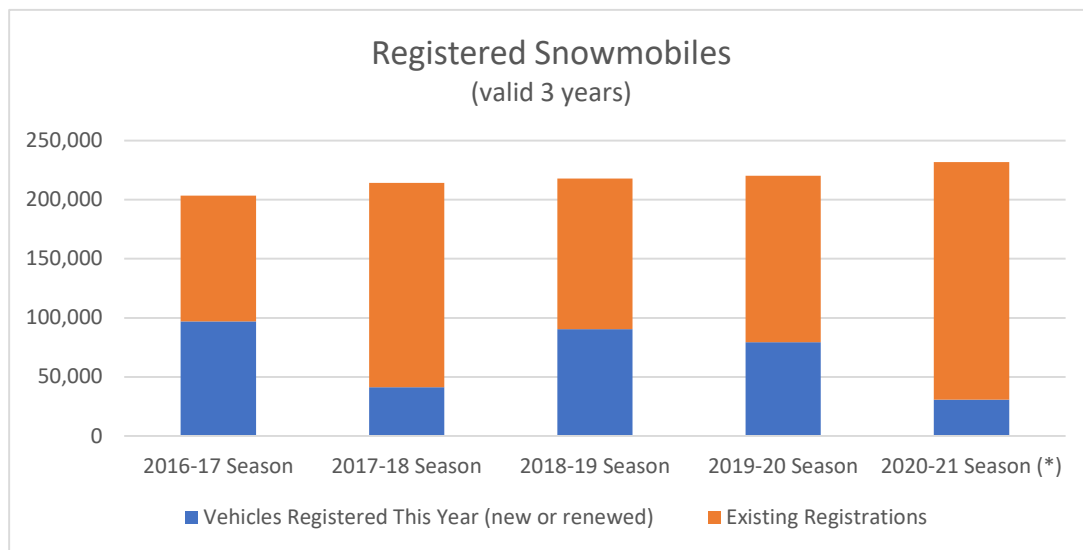


Snowmobile Vehicle Registrations

	Registered Snowmobiles in Wisconsin				
	2016-17 Season	2017-18 Season	2018-19 Season	2019-20 Season	2020-21 Season (*)
Vehicles Registered This Year (new or renewed)	96,980	41,217	90,415	79,379	30,822
Existing Registrations	106,454	172,952	127,565	140,969	201,022
Total Active Registrations	203,434	214,169	217,980	220,348	231,844

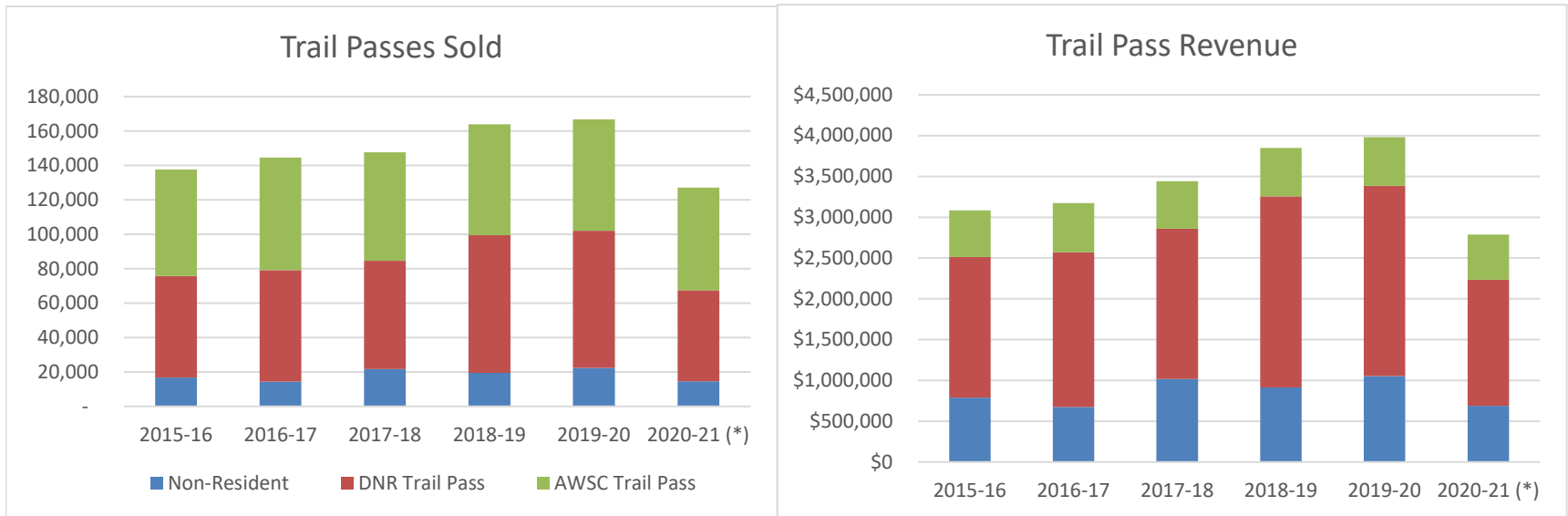
(*) as of 02/01/21

Registrations expire June 30th annually. Numbers for 20-21 represent partial year summary



Season	Total Snowmobile Trail Passes Sold						Total
	Non-Resident	Revenue (approximate)	DNR Trail Pass	Revenue (approximate)	AWSC Trail Pass	Revenue (approximate)	
2015-16	16,766	\$788,002	58,970	\$1,724,873	61,979	\$573,306	\$3,086,180
2016-17	14,349	\$674,403	64,743	\$1,893,733	65,581	\$606,624	\$3,174,760
2017-18	21,634	\$1,016,798	62,988	\$1,842,399	63,024	\$582,972	\$3,442,169
2018-19	19,477	\$915,419	79,991	\$2,339,737	64,366	\$595,386	\$3,850,541
2019-20	22,438	\$1,054,586	79,619	\$2,328,856	64,757	\$599,002	\$3,982,444
2020-21 (*)	14,666	\$689,321	52,802	\$1,544,461	59,723	\$552,438	\$2,786,220

(*) 2020-21 Totals as of February 1, 2021



									9/15 Paymt	Dec 1 Ltrs			
DNR	REG	Auditor	Project	Miles	County/State	Contract Maint.	Supp. Per Request	Supp. Reviewed	Audit Adjustment	50% Advance	100.0000% Balance of Payment	Groom per mile	Non-Gr per mile
NER	JS	5327	528.7	Marinette	\$158,610	73,934.33	\$73,309.81	(\$624.52)	\$36,967.17	\$36,342.64	\$349.44	\$89.22	
NER	JS	5329	425.3	Oconto	\$127,590	185,393.65	\$185,133.65	(\$260.00)	\$92,696.83	\$92,436.82	\$564.17	\$171.13	
NER	JS	5331	424.6	Shawano	\$127,380	70,357.79	\$58,107.57	(\$12,250.22)	\$35,178.90	\$22,928.67	\$359.37	\$77.49	
NER	JS	5332	372.6	Waupaca	\$111,780	59,381.31	\$58,728.12	(\$653.19)	\$29,690.66	\$29,037.46	\$231.85	\$225.77	
WCR	JS	5337	369.3	Chippewa	\$110,790	101,213.93	\$100,512.93	(\$701.00)	\$50,606.97	\$49,905.96	\$325.52	\$246.55	
WCR	JS	5338	369.9	Clark	\$110,970	47,145.30	\$47,145.30	\$0.00	\$23,572.65	\$23,572.65	\$315.23	\$112.22	
WCR	JS	5340	279.6	Dunn	\$83,880	37,236.84	\$37,236.84	\$0.00	\$18,618.42	\$18,618.42	\$227.40	\$205.78	
WCR	JS	5345	791.0	Marathon	\$237,300	314,784.81	\$317,245.05	\$2,460.24	\$157,392.41	\$202,958.71	\$529.53	\$171.54	
WCR	JS	5346	308.7	Monroe	\$92,610	41,275.29	\$41,245.29	(\$30.00)	\$20,637.65	\$20,607.64	\$246.03	\$187.58	
WCR	JS	5348	226.9	Pierce	\$68,070	40,076.18	\$40,068.18	(\$8.00)	\$20,038.09	\$20,030.09	\$230.97	\$245.62	
WCR	JS	5349	284.6	Portage	\$85,380	41,254.21	\$40,667.21	(\$587.00)	\$20,627.11	\$20,040.10	\$268.78	\$174.11	
WCR	JS	5350	216.6	St. Croix	\$64,980	15,360.00	\$14,160.03	(\$1,199.97)	\$7,680.00	\$6,480.03	\$209.84	\$155.54	
WCR	JS	5351	234.9	Trempealeau	\$70,470	22,968.19	\$21,022.79	(\$1,945.40)	\$11,484.10	\$9,538.69	\$226.04	\$163.46	
WCR	JS	5353	265.9	Wood	\$79,770	45,032.14	\$39,950.64	(\$5,081.50)	\$22,516.07	\$18,304.57	\$209.83	\$230.80	
N-R	JS	5354	160.8	Florence	\$48,240	57,584.31	\$56,395.31	(\$1,189.00)	\$28,792.16	\$27,603.15	\$511.60	\$139.12	
N-R	JS	5355	405.5	Forest	\$121,650	243,300.00	\$243,300.00	\$0.00	\$121,650.00	\$121,650.00	\$772.45	\$299.57	
N-R	MZ	5356	308.0	Iron	\$92,400	184,800.00	\$184,800.00	\$0.00	\$92,400.00	\$92,400.00	\$827.25	\$111.83	
N-R	MZ	5357	532.7	Langlade	\$159,810	196,989.30	\$196,005.90	(\$983.40)	\$98,494.65	\$97,511.25	\$555.99	\$111.96	
N-R	MZ	5358	293.2	Lincoln	\$87,960	66,223.25	\$64,016.25	(\$2,207.00)	\$33,111.63	\$30,904.62	\$383.89	\$134.44	
N-R	MZ	5359	413.5	Oneida	\$124,050	248,100.00	\$248,100.00	\$0.00	\$124,050.00	\$124,050.00	\$754.14	\$310.19	
N-R	MZ	5360	415.7	Price	\$124,710	225,019.55	\$185,351.00	(\$39,668.55)	\$112,509.78	\$72,841.22	\$495.88	\$338.78	
N-R	MZ	5361	329.1	Taylor	\$98,730	24,523.95	\$24,523.95	\$0.00	\$12,261.98	\$12,261.97	\$268.95	\$198.19	
N-R	MZ	5362	486.0	Vilas	\$145,800	291,600.00	\$291,600.00	\$0.00	\$145,800.00	\$145,800.00	\$1,154.62	\$124.47	
N-S	JS	5363	202.8	Ashland	\$60,840	57,742.56	\$57,673.56	(\$69.00)	\$28,871.28	\$28,802.28	\$349.47	\$234.92	
N-S	JS	5364	303.3	Barron	\$90,990	34,145.44	\$34,168.79	\$23.35	\$17,072.72	\$17,096.07	\$261.30	\$151.36	
N-S	JS	5365	454.4	Bayfield	\$136,323	170,540.50	\$169,040.50	(\$1,500.00)	\$85,270.25	\$83,770.25	\$509.87	\$162.13	
N-S	JS	5366	248.4	Burnett	\$74,520	23,042.44	\$23,021.44	(\$21.00)	\$11,521.22	\$11,500.22	\$322.25	\$70.43	
N-S	JS	5367	313.7	Douglas	\$94,110	79,170.58	\$78,920.58	(\$250.00)	\$39,585.29	\$39,335.29	\$373.07	\$178.51	
N-S	JS	5368	367.7	Polk	\$110,310	64,255.89	\$64,063.89	(\$192.00)	\$32,127.95	\$31,935.94	\$291.78	\$182.45	
N-S	MZ	5369	316.1	Rusk	\$94,830	77,884.62	\$77,853.62	(\$31.00)	\$38,942.31	\$38,911.31	\$359.09	\$187.21	
N-S	MZ	5370	383.2	Sawyer	\$114,954	87,559.32	\$85,120.82	(\$2,438.50)	\$43,779.66	\$41,341.16	\$455.31	\$66.83	
N-S	JS	5371	243.3	Washburn	\$72,990	46,548.77	\$46,524.77	(\$24.00)	\$23,274.39	\$23,250.38	\$332.05	\$159.17	
N-S	MZ	5372	61.2	Tri Co Comm	\$18,360	11,753.50	\$11,201.50	(\$552.00)	\$5,876.75	\$5,324.75	\$478.57	\$4.46	
					\$3,401,157	3,286,198.0	\$3,216,215.29	(\$69,982.66)	\$1,643,099.05	1,617,092.3	\$ 416.71	\$ 170.39	

State Property		Contract Maint	Supp Per Req	Supp Reviewed	Audit Adj	100% Payment		
18.2	Bearskin Trail Cross Co Cruisers	\$5,460	10,920.00	10,920.00	\$0.00	\$10,920.00		
32.0	Brule River SF Brule River Riders	\$9,600	10,251.00	15,037.20	\$4,786.20	\$15,037.20		
27.8	NH-AL SF New Tom	\$8,340	11,726.00	14,298.90	\$2,572.90	\$14,298.90		
2.1	Tussock Trail Birchwood Bobcat	\$630	1,043.00	961.76	(\$81.24)	\$961.76		
11.5	Price Co. Snow Ass	\$3,450	2,558.00	2,358.74	(\$199.26)	\$2,358.74		
91.6	Subtotal		\$36,498.00	\$43,576.60		\$43,576.60		
11,428.8	Grand Total		\$3,322,695.95	\$3,259,791.89	(\$62,904.06)	\$1,686,675.65	\$1,617,092.31	Total Payments \$3,303,767.96

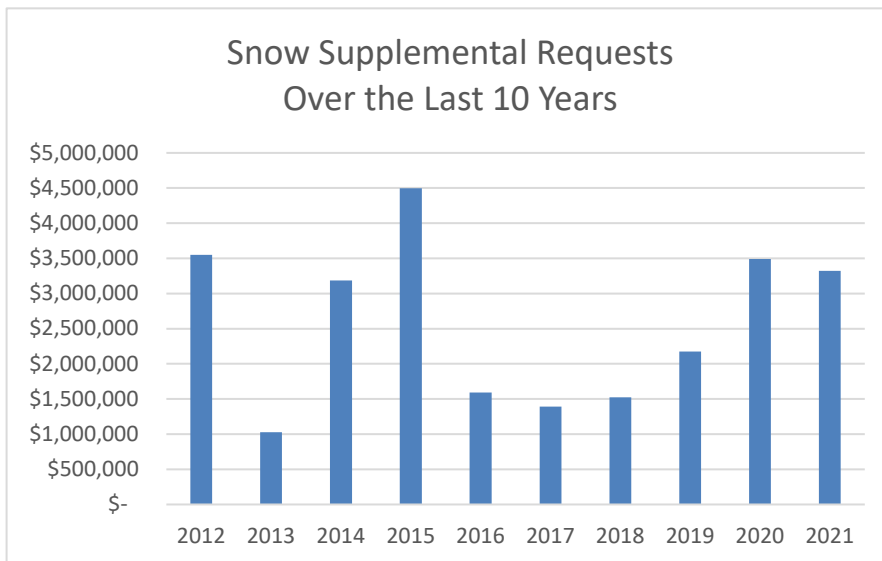
Snowmobile Supplemental Maintenance 10 Year Seasonal History

Snowmobile Season	Fiscal Year	Total Request	Total Payment	Percent of Request Paid	Per Mile Maint w/ Supp (Statewide Average) *
2010-11	2012	\$ 3,551,600	\$ 2,165,800	61%	\$ 415.75 per mile
2011-12**	2013	\$ 1,028,800	\$ 1,028,800	100%	\$ 355.10 per mile
2012-13	2014	\$ 3,185,500	\$ 2,515,600	79.0%	\$ 434.72 per mile
2013-14***	2015	\$ 4,498,600	\$ 3,016,500	67.2%	\$ 459.94 per mile
2014-15	2016	\$ 1,591,493	\$ 1,563,000	100.0%	\$ 382.89 per mile
2015-16	2017	\$ 1,393,585	\$ 1,337,771	100.0%	\$ 371.14 per mile
2016-17	2018	\$ 1,523,565	\$ 1,255,154	100.0%	\$ 366.24 per mile
2017-18	2019	\$ 2,174,711	\$ 2,145,475	100.0%	\$ 413.46 per mile
2018-19	2020	\$ 3,492,658	\$ 3,438,074	100.0%	\$ 481.78 per mile
2019-20	2021	\$ 3,322,696	\$ 3,303,768	100.0%	\$ 473.55 per mile
10 Year Average		\$ 2,576,321	\$ 2,176,994		\$ 415 per mile

**Includes \$11,400 in payments for 10-11 season.

***Includes \$301,200 from snowmobile registration revenues.

* Statewide Average includes all base maintenance payments + supplemental across the state, divided by the total number of funded miles in the state



10 Year Average = \$2,565,000 / year

Snowmobile Council 'New Mile' Funding Recommendations 2020-21

Pending Additional Reviews

PROJ #	REGION	COUNTY	TRAIL NAME	MILES	\$ DEV	\$ TOTAL	Awarded?
NM-18	NER	Brown	#3 Trail to Gas/Food	0.8	\$0	\$ 240	Yes
NM-17	NER	Brown	#2 Trail to Village Park	0.8	\$0	\$ 240	Yes
NM-8	NER	Calumet	Deer Run	2.4	\$0	\$ 720	Yes
NM-29	NER	Door	Corridor 1 West Jacksonport	3.2	\$0	\$ 960	Yes
NM-30	NER	Green Lake	Trail GLC 44	7.5	\$0	\$ 2,250	Yes
NM-19	NER	Manitowoc	D-2-3 Badger Creek	2.5	\$0	\$ 750	Yes
NM-31	NER	Manitowoc	G-2	0.5	\$0	\$ 150	Yes
NM-3	NER	Marinette	Corridor #3	10.3	\$0	\$ 3,090	Yes
NM-4	NER	Oconto	#1 Oconto Falls to Gillett	11.8	\$0	\$ 3,540	Yes
NM-50	NER	Oconto	#2 Chase	1.1	\$0	\$ 330	Yes
NM-32	NER	Waupaca	#5 Trail A/310-Int #24A-Portag	10.1	\$0	\$ 3,030	Yes
NM-52	NER	Waupaca	#10 Trail SE	6.4	\$0	\$ 1,920	Yes
NM-51	NER	Waupaca	#7 Trail HH Int #71-Winnebag	1.5	\$0	\$ 450	Yes
NM-20	NER	Waushara	6A-5	3.8	\$0	\$ 1,140	Yes
NM-21	NOR-R	Forest	6a -- Waters Edge to LMT	1.1	\$0	\$ 330	
NM-33	NOR-R	Lincoln	McCord Trail	10.1	\$0	\$ 3,030	Yes
NM-53	NOR-R	Lincoln	Vascheau Trail	1.9	\$0	\$ 570	Yes
NM-34	NOR-R	Oneida	51A Trail (Northern)	14.1	\$0	\$ 4,230	
NM-35	NOR-R	Oneida	SF Trail (Sno-Fleas)	4	\$0	\$ 1,200	
NM-37	NOR-R	Price	Trail 121	22.2	\$0	\$ 6,660	Yes
NM-36	NOR-R	Price	Trail 94	6.2	\$0	\$ 1,860	Yes
NM-54	NOR-R	Vilas	Trail 12 Conover	5.6	\$0	\$ 1,680	
NM-22	NOR-R	Vilas	Fishtrap Trail	0.5	\$0	\$ 150	
NM-39	NOR-R	Vilas	Lanny's Trail	1.2	\$0	\$ 360	
NM-38	NOR-R	Vilas	Trail 6a Land O Lakes	1.4	\$0	\$ 420	
NM-9	NOR-S	Bayfield	Trail 33	4.2	\$0	\$ 1,260	Yes
NM-10	NOR-S	Bayfield	Trail 31	1.5	\$0	\$ 450	Yes
NM-23	NOR-S	Bayfield	Trail 29	1	\$0	\$ 300	Yes
NM-83	NOR-S	Burnett	Trail 80	7.7	\$0	\$ 2,310	Yes
NM-1	NOR-S	Douglas	Trail 727	5	\$0	\$ 1,500	Yes
NM-5	NOR-S	Polk	West Sweden	6.34	\$0	\$ 1,902	Yes
NM-55	NOR-S	Polk	Burnett Co Roosevelt	1.34	\$27,869	\$ 28,271	Yes
NM-42	SCR	Dane	Trail 27 - Marshall/Utica	14.80	\$0	\$ 4,440	
NM-57	SCR	Dane	Trail 75	3.80	\$0	\$ 1,140	
NM-56	SCR	Dane	Trail 73 - Golden Triangle	2.10	\$0	\$ 630	
NM-6	SCR	Dodge	Segment 1	11.00	\$0	\$ 3,300	
NM-45	SCR	Dodge	Segment 2	6.50	\$0	\$ 1,950	
NM-58	SCR	Dodge	Segment 4	2.54	\$0	\$ 762	
NM-11	SCR	Iowa	Snow drifters	5.00	\$0	\$ 1,500	
NM-12	SCR	Iowa	Trail Eagles	7.50	\$0	\$ 2,250	
NM-25	SCR	Jefferson	Snow Stormers	8.12	\$0	\$ 2,436	
NM-48	SCR	Jefferson	Driftskippers	3.43	\$0	\$ 1,029	
NM-60	SCR	Jefferson	Concord	7.52	\$0	\$ 2,256	
NM-59	SCR	Jefferson	Palmyra Hebron	5.28	\$0	\$ 1,584	
NM-16	SCR (WCF	Adams	Grand Marsh Link - GMS	7.95	\$0	\$ 2,385	
NM-2	SER	Kenosha	East Twin Lakes Trail	6.1	\$0	\$ 1,830	
NM-158	SER	Kenosha	East Twin Lakes Spur Trail	0.6	\$0	\$ 180	

Snowmobile Council 'New Mile' Funding Recommendations 2020-21

NM-26	SER	Kenosha	West Twin Lakes Trail	1.6	\$0	\$ 480	
NM-159	SER	Kenosha	South Western Twin Lakes Tra	1.5	\$0	\$ 450	
NM-61	SER	Racine	Snowhawks	7.8	\$0	\$ 2,340	Yes
NM-64	SER	Sheboygan	#6 AY Club-1	2.6	\$0	\$ 780	Yes
NM-63	SER	Sheboygan	#2 RL Club-4	3.35	\$0	\$ 1,005	Next Year
NM-62	SER	Sheboygan	#1 I-43 Park & Ride	5.7	\$0	\$ 1,710	Yes
NM-7	SER	Walworth	Elkhorn-new	10.5	\$0	\$ 3,150	Yes
NM-13	SER	Walworth	Interstate	3.1	\$0	\$ 930	Yes
NM-14	SER	Washington	Corridor 7 to Corridor 34	12	\$0	\$ 3,600	
NM-65	WC	Chippewa	Rough Rider Trail	11	\$0	\$ 3,300	Yes
NM-91	WC	Chippewa	Weiser Trail	4.5	\$0	\$ 1,350	Yes
NM-28	WC	Chippewa	Flambeau River Trail South	3.5	\$0	\$ 1,050	Yes
NM-27	WC	Chippewa	Flambeau River Trail North	7.2	\$0	\$ 2,160	Yes
NM-90	WC	Chippewa	High Rider Trail	3	\$0	\$ 900	Yes
NM-15	WC	Clark	Colby CM Trail	4.93	\$0	\$ 1,479	
NM-49	WC	Dunn	Trail 16	5	\$0	\$ 1,500	
NM-111	WC	Dunn	Trail 4	6.3	\$0	\$ 1,890	
NM-93	WC	Pierce	Plum City North	5.7	\$3,000	\$ 4,710	
			TOTAL	349.6		\$ 135,749	

Miles in Red indicate update to total miles upon further review

<p>Written To Date 189.1 Miles \$ 84,353 in Maintenance Funding</p>
--

"New Mile" maintenance funding is written as an amendment to the county's existing 20-21 maintenance agreement, and funding is retroactive to July 1, 2020 upon formal amendment, if issued before June 30 of 2021.

2020-21 Snowmobile Funding Summary

<u>Category</u>	<u>Funds Available</u>	<u>Amount Requested</u>	<u>Amount Funded</u>	<u>Balance</u>
Funds Available	\$ 9,993,166			\$ 9,993,166
Maintenance	(19,040 @ \$300/mile)	\$ 5,713,026	\$ 5,713,026	\$ 4,280,140
Storm Damage, Amends from June		\$ 162,128	\$ 162,128	\$ 4,118,012

From Previous Meetings

<u>Funds For Development, etc</u>	\$ 3,000,000			\$ 3,000,000
Storm Damage		\$ 50,826	\$ 50,827	\$ 2,949,173
Cost Increase Requests		\$ 404,744	\$ 404,744	\$ 2,544,429
Snow Bridge Rehab		\$ 1,213,255	\$ 1,218,756	\$ 1,325,673
Snow Trail Rehab		\$ 33,344	\$ 33,344	\$ 1,292,329
Snow Relocation Mandatory		\$ 226,127	\$ 226,127	\$ 1,066,202
Snow Relocation Discretionary		\$ 170,330	\$ 170,330	\$ 895,872
Snow Bridge New		\$ 273,549	\$ 273,549	\$ 622,323
New Miles	(715 @ \$300/mile)	\$ 337,760	\$ 169,852	\$ 452,471
Snow Non-Trail Development		\$ 13,347	\$ 13,347	\$ 439,124
Snow Acquisition		\$ 11,775	\$ 11,775	\$ 427,349
<i>Total</i>		\$ 2,735,056	\$ 2,572,651	

<i>Pending Council Approval</i>	<u>Available</u>	<u>Amount Requested</u>	<u>Amount Funded</u>	<u>Balance</u>
Storm Damage	\$ 427,349	\$ 29,743	\$ 29,743	\$ 397,606
Cost Increase Requests		\$ 109,113	\$ 6,763	\$ 390,843

Grand Total		\$ 2,873,912	\$ 2,609,157	\$ 390,843
--------------------	--	---------------------	---------------------	-------------------

Final Supplemental (2019-20) \$ 3,303,768

Status Update on Issuing Grant Agreements for New Applications Received (above)

Grant Agreements Issued (not including New Miles): 38 Grants, \$1,506,050 in funds

Grants Pending Review by DNR Staff (not including New Miles): 15 Grants, \$820,530 in funds

New Miles Grants Awarded: *See Separate Report*

2020-21 SNOWMOBILE STORM DAMAGE REQUESTS

Region	County		Component	Costs	Total	Approved	Comments
#S100	Oconto	Oconto County has received FEMA and WEM for part of the storm damage from the July 2019 event.	Clearing	\$80,014	\$80,014	\$29,743	Motion to Approve by Andy, 2nd Mike. Passed
		Other funds received, requested, or committed?					
		Yes or No: <input type="checkbox"/> Yes <input type="checkbox"/> No Amount: <input type="text" value="\$ 50,270.68"/>					
		Gov Declared Emergency? <input checked="" type="checkbox"/> Yes <input type="checkbox"/> No					
		FEMA Eligible? <input type="checkbox"/> Yes <input type="checkbox"/> No FEMA Applied For? <input type="checkbox"/> Yes <input type="checkbox"/> No			\$29,743		
[Empty Box]							
		Other funds received, requested, or committed?					
		Yes or No: <input type="checkbox"/> Yes <input type="checkbox"/> No Amount: <input type="text"/>					
		Gov Declared Emergency? <input type="checkbox"/> Yes <input type="checkbox"/> No					
		FEMA Eligible? <input type="checkbox"/> Yes <input type="checkbox"/> No FEMA Applied For? <input type="checkbox"/> Yes <input type="checkbox"/> No			\$0		
TOTAL					\$29,743	\$29,743	

2020-21 SNOWMOBILE COST INCREASE REQUESTS

Region	County		New/Increase Component	New Costs	Total	Approved	Comments	
#31B	WCR Wood	<p>County is requesting additional \$30,000 to complete replacement of the failing railroad bridge awarded funding in Sept (project 31). County has determined it would be best to hire an engineering firm to oversee the project, as their expertise in water management and site engineering will be beneficial to the project. This was not included in the original estimate. Additionally, in discussing the project details with the selected engineering firm, the county was informed that their estimate was approx \$10k short for materials and equipment.</p>	OVERALL BUDGET		\$30,000	\$0	<p>Council not comfortable paying for project oversight, feel county should contribute. Also need solid #'s for increased materials, come back when final numbers in. Motion to deny by Bev, 2nd Sam. Passed.</p>	
			Materials & Equip	\$10,000	After Cost Share: \$30,000			
			Eng./Oversight	\$20,000				
			Other funds received, requested, or committed?					
			Yes or No: <input type="checkbox"/> No <input type="checkbox"/> Amount: <input type="text" value="0"/>					
Original Grant # S-5566		Funding Category Bridge Rehab						
Prev Grant Amt \$ 149,900.00		New Grant Amt \$179,900 (After)		\$30,000				
NM-93B	WCR Pierce	<p>Pierce County's Plum Creek North new mile application was approved in September, and included a \$3,000 request for development necessary due to the reconstruction of the US Hwy 10 Bridge. The County is requesting an additional \$6,763 in funds to develop an under-highway crossing of US Hwy 10..</p>	OVERALL BUDGET		\$6,763	\$6,763	<p>Motion to approve by Bob, 2nd Dale. Passed.</p>	
			Rip Rap	\$6,763	After Cost Share: \$6,763			
			Other funds received, requested, or committed?					
			Yes or No: <input type="checkbox"/> No <input type="checkbox"/> Amount: <input type="text" value="0"/>					
			Original Grant # S-5586		Funding Category New Miles			
Prev Grant Amt \$ 3,000.00		New Grant Amt \$9,763 (After)		\$6,763				
#101	WCR Chippewa	<p>Chippewa County was awarded S-5413 in April 2020 to implement rehabilitation measures for a 12' x 40' bridge known as Huron on Cor. 27. We had an extremely wet, flooding spring and it became quickly apparent that the bridge would need much more than riprap to save it. A good reroute has been found. Reroute costs are included in the grant cost estimate. This 12' x 44' clear span bridge will be placed in a new location.</p>	OVERALL BUDGET		\$72,350	\$0	<p>Breakdown of cost estimates requested, fill out details in grant application for this scope and resubmit. Motion to deny till new docs received by Gary, 2nd Andy. Passed.</p>	
			Structure	\$65,000	After Cost Share: \$72,350			
			Reroute	\$7,350				
			Other funds received, requested, or committed?					
			Yes or No: <input type="checkbox"/> No <input type="checkbox"/> Amount: <input type="text" value="0"/>					
Original Grant # S-5413		Funding Category Bridge Rehab						
Prev Grant Amt \$ 12,782.00		New Grant Amt \$59,568 (After)		\$72,350				
TOTAL					\$109,113	\$6,763		