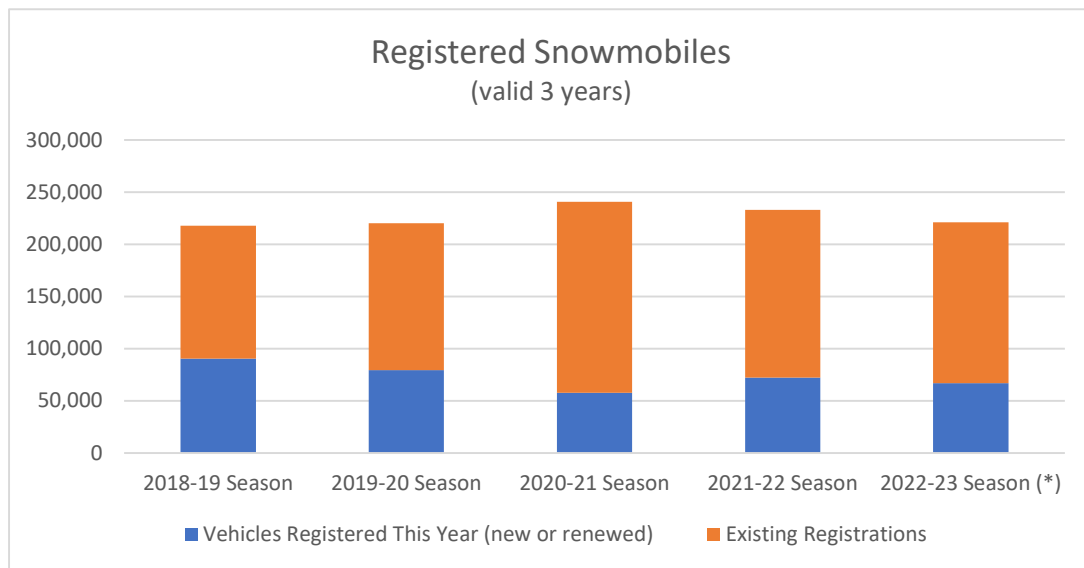


Snowmobile Vehicle Registrations

	Registered Snowmobiles in Wisconsin				
	2018-19 Season	2019-20 Season	2020-21 Season	2021-22 Season	2022-23 Season (*)
Vehicles Registered This Year (new or renewed)	90,415	79,379	57,679	72,254	66,810
Existing Registrations	127,565	140,969	183,002	160,870	154,239
Total Active Registrations	217,980	220,348	240,681	233,124	221,049

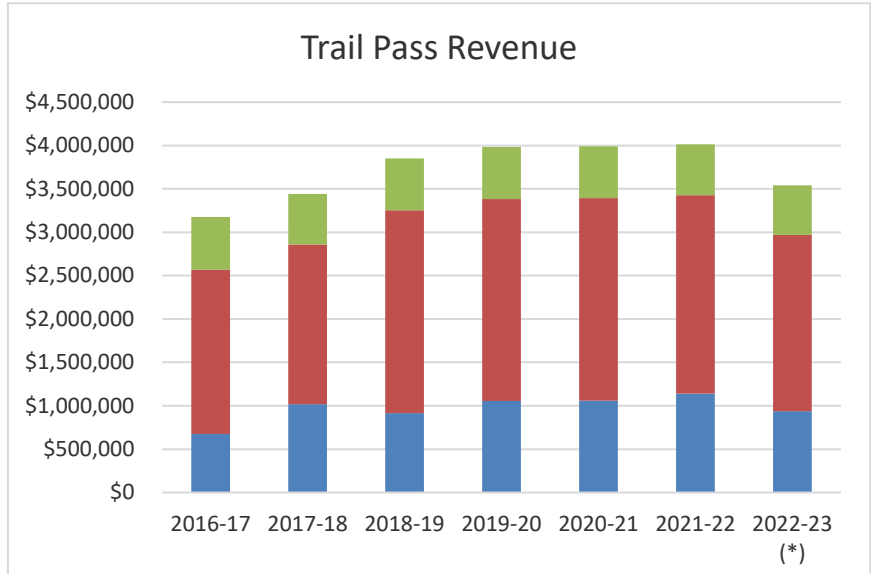
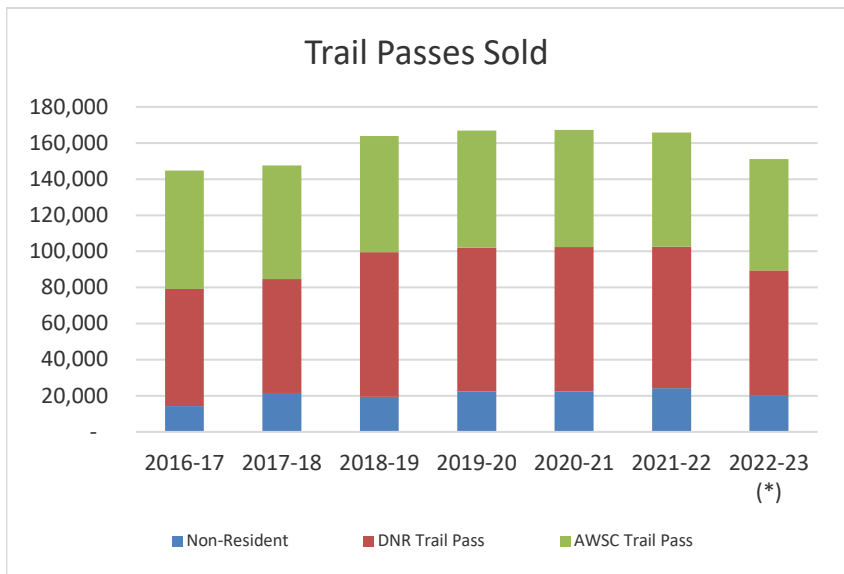
Registrations expire June 30th annually.

(*) as of Jan 31, 2023



Season	Total Snowmobile Trail Passes Sold						Total
	Non-Resident	Revenue (approximate)	DNR Trail Pass	Revenue (approximate)	AWSC Trail Pass	Revenue (approximate)	
2016-17	14,349	\$674,403	64,743	\$1,893,733	65,581	\$606,624	\$3,174,760
2017-18	21,634	\$1,016,798	62,988	\$1,842,399	63,024	\$582,972	\$3,442,169
2018-19	19,477	\$915,419	79,991	\$2,339,737	64,366	\$595,386	\$3,850,541
2019-20	22,438	\$1,054,586	79,619	\$2,328,856	64,757	\$599,002	\$3,982,444
2020-21	22,532	\$1,059,004	79,786	\$2,333,741	64,906	\$600,381	\$3,993,125
2021-22	24,226	\$1,138,622	78,251	\$2,288,842	63,406	\$586,506	\$4,013,969
2022-23 (*)	19,923	\$936,400	69,498	\$2,032,822	61,733	\$571,030	\$3,540,252

(*) 2022-23 Totals as of Feb 1, 2023. Non-Resident and DNR Trail Pass may include some duplicate entries that are rolled back after June 30.



Snowmobile Supplemental 21-22 Season Summary

DNR REG	Project	Miles	County/State	Total Claim Requested =Reg + Supp	Contract Maint.	Supp. Per Request	Supp. Reviewed	Audit Adjustment	Groom per mile	Non-Gr per mile	Exp Above Cap
NER	S-5597	548.1	MARINETTE COUN	\$211,412.37	\$164,430	46,982.37	\$46,949.37	(\$33.00)	\$279.33	\$106.32	
NER	S-5599	447.0	OCONTO COUNTY	\$275,803.24	\$134,100	141,703.24	\$141,703.24	\$0.00	\$424.88	\$192.13	
NER	S-5601	478.7	SHAWANO COUNT	\$148,576.29	\$143,610	4,966.29	\$4,009.33	(\$956.96)	\$226.82	\$81.56	
WCR	S-5615	770.8	MARATHON COUN	\$457,911.60	\$231,240	226,671.60	\$226,471.30	(\$200.30)	\$408.44	\$185.37	
NOR	S-5624	160.8	FLORENCE COUNT	\$49,380.62	\$48,240	1,140.62	\$1,140.62	(\$0.00)	\$275.63	\$31.47	
NOR	S-5625	406.6	FOREST COUNTY	\$347,915.59	\$121,980	225,935.59	\$219,985.59	(\$5,950.00)	\$625.10	\$215.94	
NOR	S-5626	302.62	IRON COUNTY	\$296,879.34	\$90,786	181,572.00	\$181,572.00	\$0.00	\$847.64	\$133.39	\$24,521.34
NOR	S-5627	536.1	LANGLADE COUNT	\$365,980.68	\$160,335	205,645.68	\$205,559.68	(\$86.00)	\$531.21	\$151.30	
NOR	S-5628	317.9	LINCOLN COUNTY	\$161,646.61	\$91,710	69,936.61	\$69,936.61	\$0.00	\$283.43	\$225.05	
NOR	S-5629	427.1	ONEIDA COUNTY	\$403,456.95	\$128,130	256,260.00	\$256,260.00	\$0.00	\$716.10	\$228.10	\$19,066.95
NOR	S-5630	481.9	PRICE COUNTY	\$354,027.17	\$144,570	209,457.17	\$208,785.00	(\$672.17)	\$483.25	\$250.04	
NOR	S-5632	501.0	VILAS COUNTY	\$665,586.40	\$150,300	300,600.00	\$300,600.00	\$0.00	\$1,158.80	\$169.71	\$214,686.40
NOS	S-5633	204.2	ASHLAND COUNTY	\$88,507.34	\$61,260	27,247.34	\$27,247.34	\$0.00	\$340.19	\$93.25	
NOS	S-5635	455.4	BAYFIELD COUNTY	\$276,112.62	\$136,620	139,492.62	\$139,492.62	\$0.00	\$368.17	\$238.13	
NOS	S-5637	344.5	DOUGLAS COUNTY	\$149,866.63	\$103,350	46,516.63	\$46,516.63	\$0.00	\$330.76	\$104.27	
NOS	S-5638	380.9	POLK COUNTY	\$169,875.45	\$114,270	55,605.45	\$55,605.45	\$0.00	\$204.13	\$241.86	
NOS	S-5639	321.8	RUSK COUNTY	\$177,426.93	\$96,540	80,886.93	\$80,436.93	(\$450.00)	\$336.68	\$213.28	
NOS	S-5640	383.18	SAWYER COUNTY	\$205,875.78	\$114,954	90,921.78	\$90,921.78	\$0.00	\$395.11	\$142.17	
NOS	S-5641	244.3	WASHBURN COUN	\$106,174.72	\$73,290	32,884.72	\$32,884.72	\$0.00	\$269.57	\$165.03	
		5,308.0	TOTAL	4,912,416.3	\$2,309,715	2,344,426.6	\$2,336,078.21	Average	\$ 447.64	\$ 166.76	

State Property											
Bearskin Trail											
18.2	Cross Co Cruisers	\$19,154.70	\$5,460	Max Eligible	10,920.00	10,920.00	\$0.00				\$2,774.70
Brule River SF											
32.0	Brule River Riders	\$18,175.80	\$9,600		8,575.80	8,575.80	\$0.00				
NH-AL SF											
28.5	New Tom	\$23,329.00	\$8,550		14,779.00	14,779.00	\$0.00				
78.7	Subtotal	\$60,659.50			\$34,274.80	\$34,274.80					

5,386.7	Grand Total				\$2,378,701.44	\$2,370,353.01	(\$8,348.43)				Exp Above Cap \$261,049.39
---------	--------------------	--	--	--	----------------	----------------	--------------	--	--	--	-------------------------------

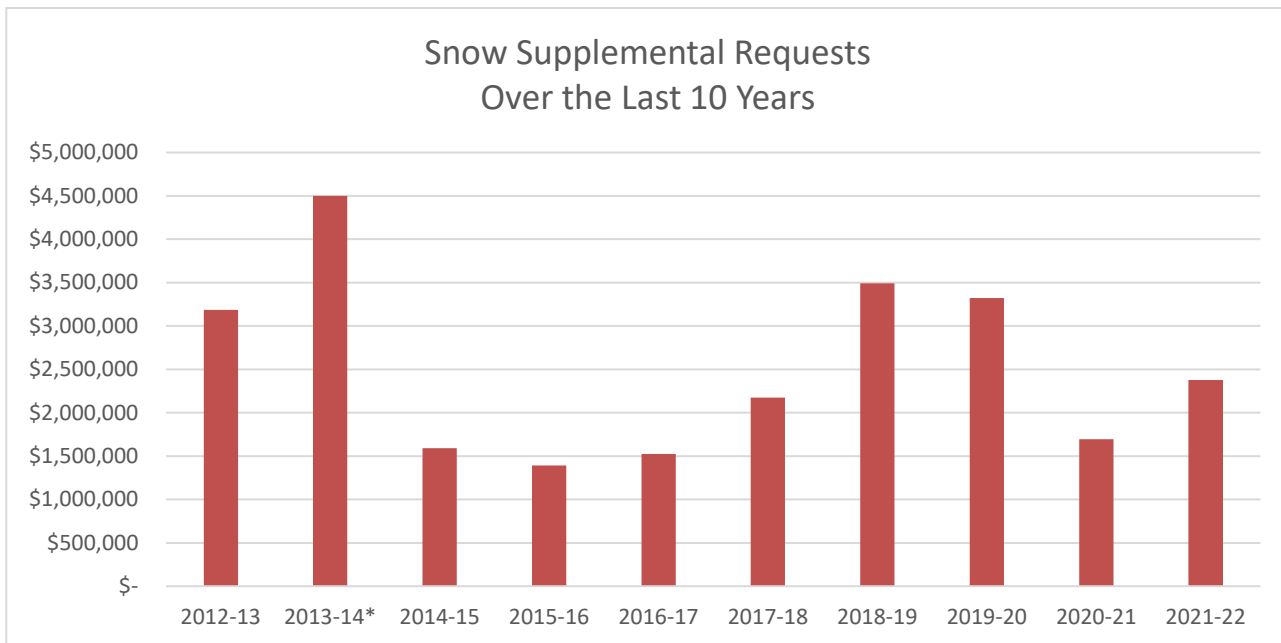
Total Supplemental Paid for 21-22 Season	\$2,370,353
Pro-Rate 100%	

Snowmobile Supplemental Maintenance 10 Year Seasonal History

Snowmobile Season	Fiscal Year	Total Request	Total Payment	Percent of Request Paid	Basic Maint @ \$300/Mi	Per Mile Maint w/ Supp (Statewide Average) *
2012-13	2014	\$ 3,185,500	\$ 2,515,600	79.0%	\$ 5,601,780	\$ 435 per mile
2013-14*	2015	\$ 4,498,600	\$ 3,016,500	67.2%	\$ 5,658,033	\$ 460 per mile
2014-15	2016	\$ 1,591,493	\$ 1,563,000	100.0%	\$ 5,656,725	\$ 383 per mile
2015-16	2017	\$ 1,393,585	\$ 1,337,771	100.0%	\$ 5,641,215	\$ 371 per mile
2016-17	2018	\$ 1,523,565	\$ 1,255,154	100.0%	\$ 5,684,592	\$ 366 per mile
2017-18	2019	\$ 2,174,711	\$ 2,145,475	100.0%	\$ 5,672,850	\$ 413 per mile
2018-19	2020	\$ 3,492,658	\$ 3,438,074	100.0%	\$ 5,676,180	\$ 482 per mile
2019-20	2021	\$ 3,322,696	\$ 3,303,768	100.0%	\$ 5,823,444	\$ 481 per mile
2020-21	2022	\$ 1,693,563	\$ 1,666,258	100.0%	\$ 5,949,585	\$ 395 per mile
2021-22	2023	\$ 2,378,701	\$ 2,370,353	100.0%	\$ 5,980,785	\$ 432 per mile
10 Year Average		\$ 2,525,507	\$ 2,261,195			\$ 422 per mile

*Includes \$301,200 from snowmobile registration revenues.

* Statewide Average includes all base maintenance payments + supplemental across the state, divided by the total number of funded miles in the state



10 Year Average = \$2,249,000 / year

2022-23 Snowmobile Funding Summary

<u>Category</u>	<u>Funds Available</u>	<u>Amount Requested</u>	<u>Amount Funded</u>	<u>Balance</u>
Funds Available	\$ 13,462,064			\$ 13,462,064
Maintenance	(19,937 @ \$300/mile)	\$ 5,981,064	\$ 5,981,064	\$ 7,481,000
GPS Unit Lease		\$ 200,000	\$ 200,000	\$ 7,281,000
Reserve		\$ 1,000,000	\$ 1,000,000	\$ 6,281,000
<u>Funds For Development, etc</u>	\$ -			\$ 6,281,000
Storm Damage		\$ -	\$ -	\$ 6,281,000
Cost Increase Req - Prev Meetings		\$ 66,215	\$ 56,215	\$ 6,224,785
Cost Increase Req - Pending		\$ 38,821	\$ -	\$ 6,224,785
Snow Bridge Rehab		\$ 2,576,202	\$ 2,531,818	\$ 3,692,967
Snow Trail Rehab		\$ 82,270	\$ 82,270	\$ 3,610,697
Snow Relocation Mandatory		\$ 471,969	\$ 446,129	\$ 3,164,568
Snow Relocation Discretionary		\$ 165,739	\$ 166,337	\$ 2,998,231
Snow Bridge New		\$ 626,379	\$ 626,379	\$ 2,371,852
New Miles in ROW (40' Rule)		\$ 8,730	\$ 8,730	\$ 2,363,122
New Miles	(339 @ \$300/mile)	\$ 323,961	\$ 263,507	\$ 2,099,615
Snow Acquisition		\$ -	\$ -	\$ 2,099,615
Snow Non-Trail Development		\$ 324,948	\$ -	\$ 2,099,615
Development Total		\$ 4,685,233	\$ 4,181,385	
Grand Total		\$ 10,666,297	\$ 10,162,449	\$ -

Supplemental (21-22): \$ 2,370,353

County **Estimates** of Storm Damage Expenses from Dec 2022 Ice/Snow Storm

County	To Date	Yet To Do	Any Trails		Comments
			In SNARS?	Winter ATV?	
Rusk	\$ 121,575	\$ 37,000	Partially	No	Would prefer a storm damage grant to pay contractors promptly
Douglas	\$ 104,206		Partially	Yes	
Price	\$ 77,424		Yes	Minimal	Can likely be covered by supplemental, but non-grooming cap may be an issue
Taylor	\$ 74,095		Mostly	Minimal	
Langlade	\$ 54,353			Partial	Can likely be covered by supplemental, but non-grooming cap may be an issue
Washburn	\$ 47,126	\$ 60,000	Yes	Minimal	
Lincoln	\$ 33,540		Yes	Partial	Would prefer a storm damage grant, as opposed to coverage via supplemental
Burnett	\$ 33,463		Yes	\$ 13,523	Would prefer a storm damage grant to pay contractors promptly. Application Submitted
Oconto	\$ 31,600		Mostly	No	Can likely be covered by supplemental, but non-grooming cap may be an issue
Monroe	\$ 30,000		No	No	
Barron	\$ 25,000		Yes	No	Can likely be covered by supplemental, but non-grooming cap may be an issue
Oneida	\$ 19,151		Yes	No	Would prefer a storm damage grant, as opposed to coverage via supplemental
Adams	\$ 15,328		Mostly	No	Would prefer a storm damage grant, as opposed to coverage via supplemental
Wood	\$ 13,816		Yes	No	
Marathon	\$ 10,295		Yes	Partial	
Jackson	\$ 9,562		Yes	Partial	
Forest	\$ 9,150		Mostly	No	Can likely be covered by supplemental, but non-grooming cap may be an issue
Polk	\$ 7,000		Mostly	Minimal	Can likely be covered by supplemental, but non-grooming cap may be an issue
Pepin	\$ 6,500		Yes	No	
Sauk	\$ 6,641		Yes	No	Would prefer a storm damage grant, as opposed to coverage via supplemental
La Crosse	\$ 6,481		Yes	No	
Shawano	\$ 5,535		Mostly	Yes	
Chippewa	\$ 4,394		Yes	No	
Portage	\$ 2,174		Yes	No	
Iron	\$ 1,082		Yes	No	May be able to cover under maint/supp, though Co frequently exceeds \$900/mile
Buffalo	\$ 1,005		Yes	No	
Total	\$ 750,496	\$ 97,000			
Grand Total		\$ 847,496			

2022-23 SNOWMOBILE COST INCREASE REQUESTS

Region	County		New/Increase Component	New Costs	Total	Approved	Comments	
#84	La Crosse	La Crosse County is requesting a cost increase to the Dutch Creek Bridge Rehab project. Additional rip-rap was needed to complete the project, not previously anticipated. Original application was submitted in 2019, and the bridge work is now complete.	COSTS		\$2,150	After Cost Share: \$2,150		
			Extra RipRap	\$2,150				
			Other funds received, requested, or committed? Yes or No: <input type="checkbox"/> Amount: <input type="text"/>					
			Original Grant #	S-5419	Funding Cat.			Bridge Rehab
			Previous Grant Amt	\$23,367	New Grant Amt (After)			\$25,517
					\$2,150			
#85	Wood	Wood County is requesting a cost increase to the DQ Farms Bridge Replacment project, due to increase in materials cost. The original application was submitted in 2020, and the bridge was constructed in 2022.	COSTS		\$36,671	After Cost Share: \$36,671		
			Materials Increa	\$36,671				
			Other funds received, requested, or committed? Yes or No: <input type="checkbox"/> Amount: <input type="text"/>					
			Original Grant #	S-5566	Funding Cat.			Bridge Rehab
			Previous Grant Amt	\$149,900	New Grant Amt (After)			\$186,571
					\$36,671			
TOTAL							\$31,200	